



2013 DELAWARE STATE EPIDEMIOLOGICAL PROFILE: CONSUMPTION, CONTEXT, AND CONSEQUENCES OF ALCOHOL, TOBACCO, AND OTHER DRUGS OF ABUSE

October, 2013

Prepared by:

*The University of Delaware Center for Drug and Alcohol Studies
&
Its State Partners*

For

**The Delaware SPF-SIG Program,
The Delaware Division of Substance Abuse and Mental Health,
&
The Delaware Drug and Alcohol Tracking Alliance**

Sponsored by Award SP015607 to the Division of Substance Abuse and Mental Health, Delaware Health and Social Services, from the Center for Substance Abuse Prevention, Substance Abuse and Mental Health Services Administration. Please address all inquiries on Report to: Steven S. Martin, Center for Drug and Alcohol Studies, Department of Sociology and Criminal Justice, EMAIL: martin@udel.edu

INTRODUCTION HISTORY AND CONTEXT OF THE STATE EPIDEMIOLOGICAL OUTCOMES WORKGROUP (DDATA) AND THE 2013 PROFILE

All States, including Delaware, have received support from the Substance Abuse and Mental Health Services Administration's (SAMHSA's) Center for Substance Abuse Prevention (CSAP) to establish a statewide epidemiological workgroup or SEOW. Some SEOWs, including Delaware's, are incorporated as part of a SAMHSA Strategic Prevention Framework State Incentive Grant (SPF-SIG) to the Division of Substance Abuse and Mental Health (DSAMH) in the Delaware Department of Health and Social Services. The SEOW is a group of people and organizations in the state that have and use analytical data concerning drug and alcohol use and abuse, which can be used to establish and monitor indicators related to substance abuse prevention. Delaware's SEOW is known as DDATA (Delaware Drug and Alcohol Tracking Alliance). The DDATA mission is:

- *To create and implement a systematic process for gathering, reviewing, analyzing and integrating data that will delineate a comprehensive and accurate picture of State substance-related consumption patterns and consequences;*
- *To inform and guide substance abuse prevention policy, program development, and evaluation in the State; and*
- *To disseminate information to State and community agencies, to targeted decision-makers, and to the Delaware public.*

DDATA collects, analyzes and disseminates information in accessible formats, primarily for State and community level planning, programming and ongoing evaluation to inform and enhance effectiveness of prevention efforts. This Epidemiological Report is one product developed by DDATA to disseminate useful information. Using indicators identified as useful and available on an ongoing basis, it briefly describes Delaware-specific patterns of consumption, context, consequences and trends of substance use, especially among young people.

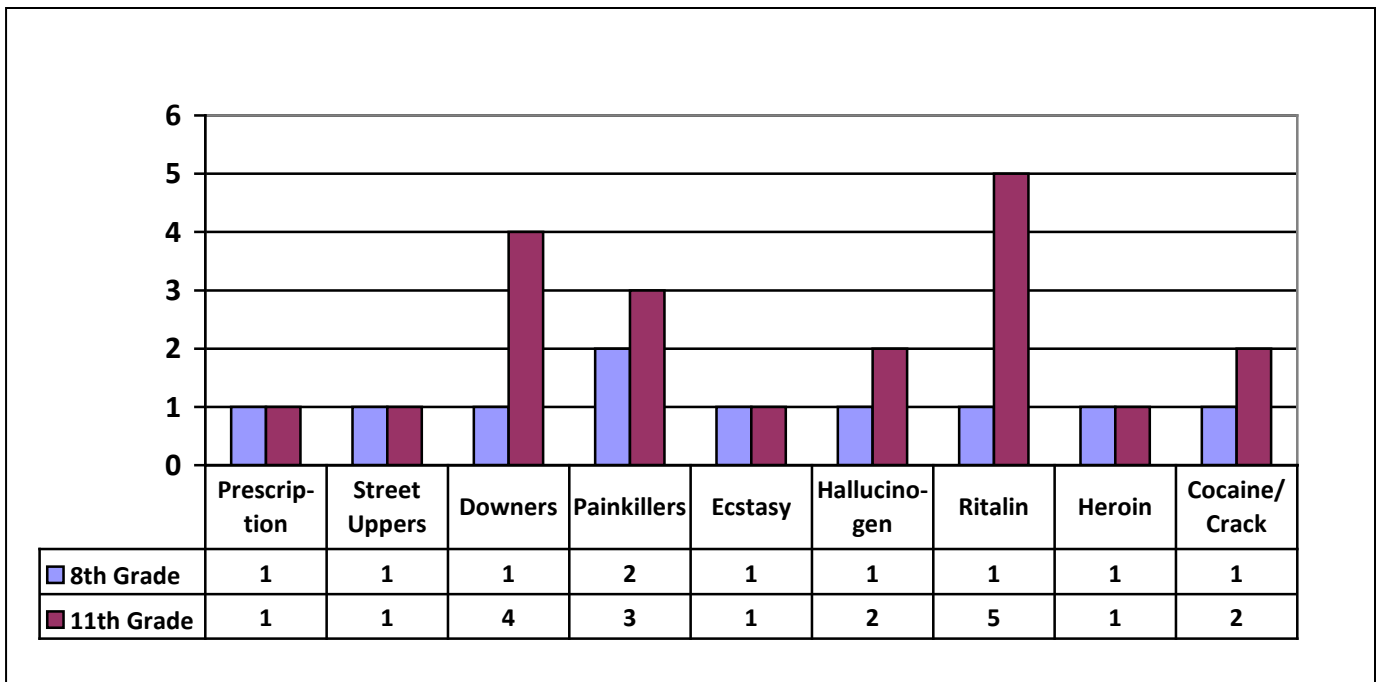
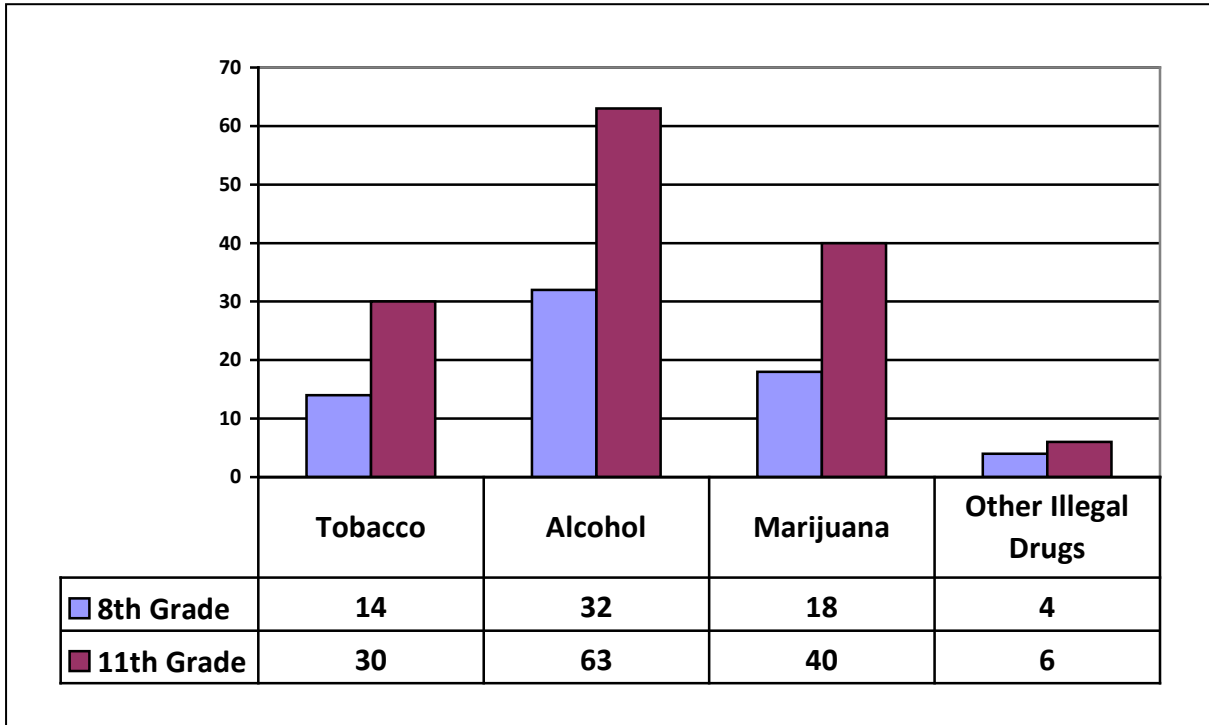
TABLE OF CONTENTS

Introduction	2
Table of Contents	3
Consumption Patterns	4
Tobacco	
A. Prevalence Indicators	6
B. Trends and Comparisons with U.S. and Region	16
Alcohol	
A. Prevalence Indicators	22
B. Trends and Comparisons with U.S. and Region	34
Marijuana	
A. Prevalence Indicators	39
B. Trends and Comparisons with U.S. and Region	46
Other Illegal Drugs	
A. Prevalence Indicators	54
B. Trends and Comparisons with U.S. and Region	65
Context and Corollary Behaviors	70
Consequences	81
Resources	107
Appendices:	
Appendix A: Survey and Source Information	139
Appendix B: DDATA Members	144

Consumption Patterns

2012 Delaware School Survey

Past 30 Day Use of Selected Substances by Delaware 8th and 11th Grade Students



Tobacco

A. Tobacco Prevalence Indicators

NATIONAL SURVEY ON DRUG USE AND HEALTH (NSDUH)

Selected Drug Use, Perceptions of Great Risk, Average Annual Rates of First Use of Marijuana in *Delaware*, by Age Group: Percentages, Annual Averages Based on 2009-2010 NSDUHs

Measure	Total 12 or Older	AGE GROUP		
		12-17	18-25	26 or Older
TOBACCO PRODUCTS				
Past Month Tobacco Product Use ⁵	29.01	12.53	42.17	28.80
Past Month Cigarette Use	23.63	9.31	35.59	23.35
Perceived Great Risk of Smoking One or More Packs of Cigarettes Per Day	73.29	66.85	66.11	75.24

NOTE: Estimates are based on a survey-weighted hierarchical Bayes estimation approach.

⁵ Tobacco Products include cigarettes, smokeless tobacco (i.e., chewing tobacco or snuff), cigars, or pipe tobacco.

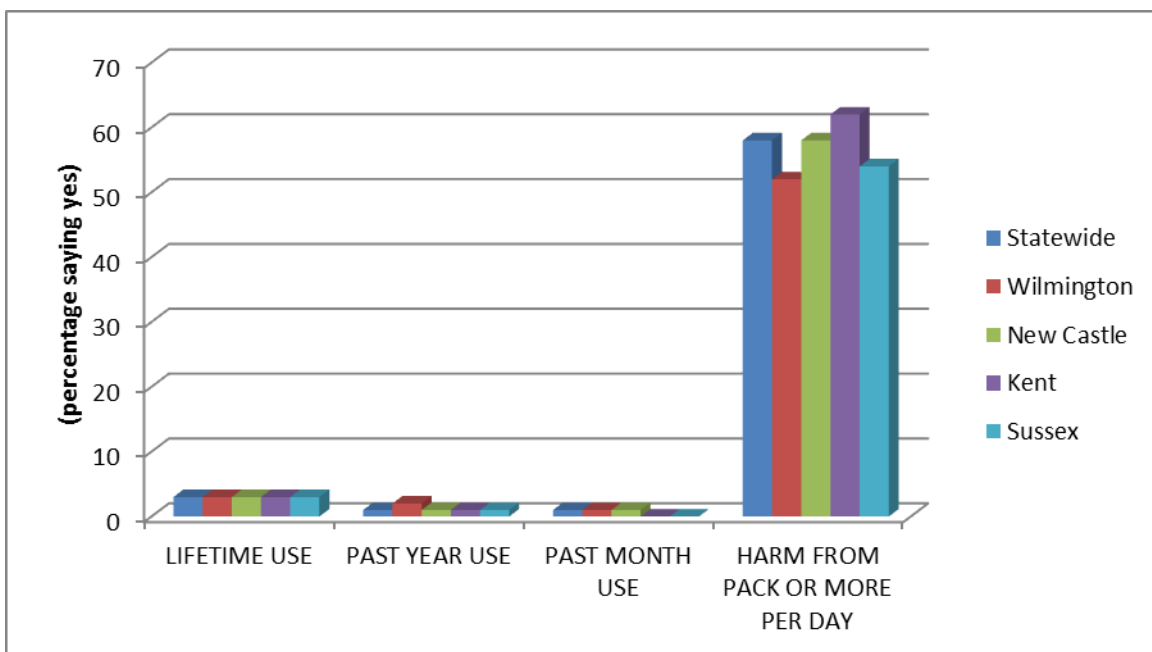
Source: SAMHSA, Office of Applied Studies, National Survey on Drug Use and Health, 2009 and 2010.

2012 DELAWARE SCHOOL SURVEY

CIGARETTE USE AMONG DELAWARE FIFTH GRADERS

(in percentages)

	LIFETIME USE	PAST YEAR USE	PAST MONTH USE	PERCEIVED GREAT RISK OF HARM FROM PACK OR MORE PER DAY
<u>Statewide</u>	3	1	1	58
<u>Males</u>	3	1	1	56
<u>Females</u>	3	1	1	59
<u>Wilmington</u>	3	2	1	52
<u>Males</u>	4	2	1	52
<u>Females</u>	3	1	1	53
<u>New Castle</u>	3	1	1	58
<u>Males</u>	3	1	0	56
<u>Females</u>	3	2	1	59
<u>Kent</u>	3	1	0	62
<u>Males</u>	3	1	1	60
<u>Females</u>	3	1	0	64
<u>Sussex</u>	3	1	0	54
<u>Males</u>	4	2	1	52
<u>Females</u>	3	1	0	57

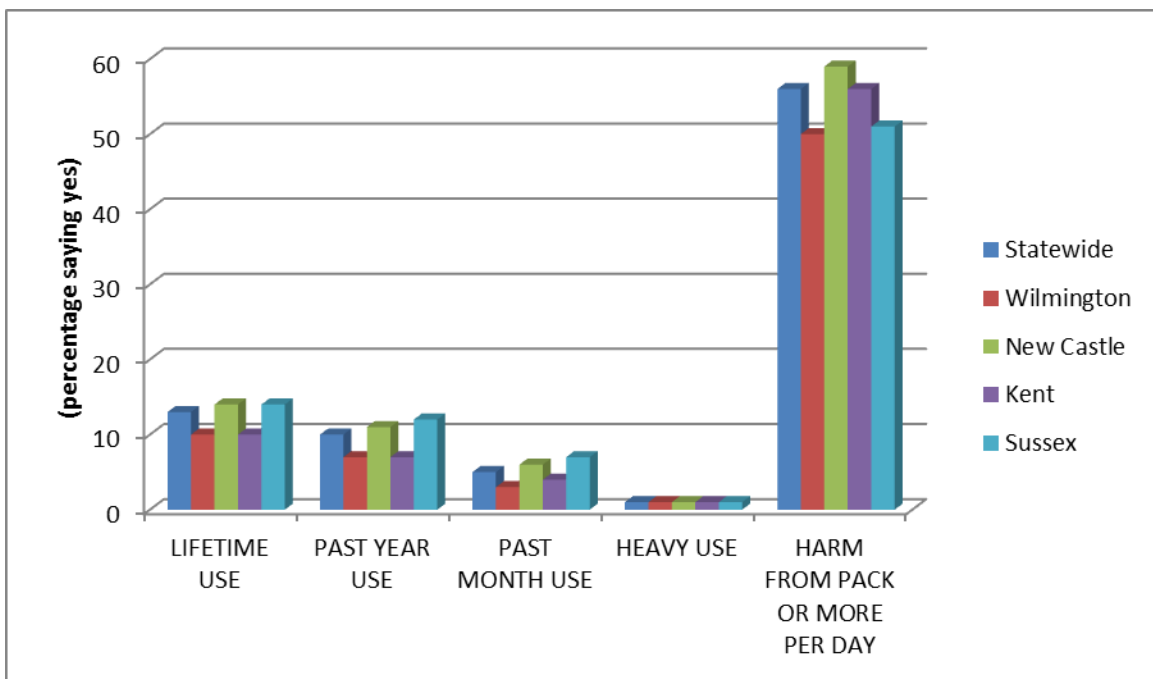


2012 DELAWARE SCHOOL SURVEY

CIGARETTE USE AMONG DELAWARE EIGHTH GRADERS

(in percentages)

	LIFETIME USE	PAST YEAR USE	PAST MONTH USE	HEAVY USE	PERCEIVED GREAT RISK OF HARM FROM PACK OR MORE A DAY
<u>Statewide</u>	13	10	5	1	56
<u>Males</u>	13	10	6	1	55
<u>Females</u>	12	10	5	1	58
<u>Wilmington</u>	10	7	3	1	50
<u>Males</u>	12	9	5	1	50
<u>Females</u>	9	6	7	0	50
<u>New Castle</u>	14	11	6	1	59
<u>Males</u>	15	12	6	1	58
<u>Females</u>	14	11	5	1	61
<u>Kent</u>	10	7	4	1	56
<u>Males</u>	10	7	4	1	55
<u>Females</u>	10	7	4	1	58
<u>Sussex</u>	14	12	7	1	51
<u>Males</u>	15	11	7	2	48
<u>Females</u>	14	12	6	1	54



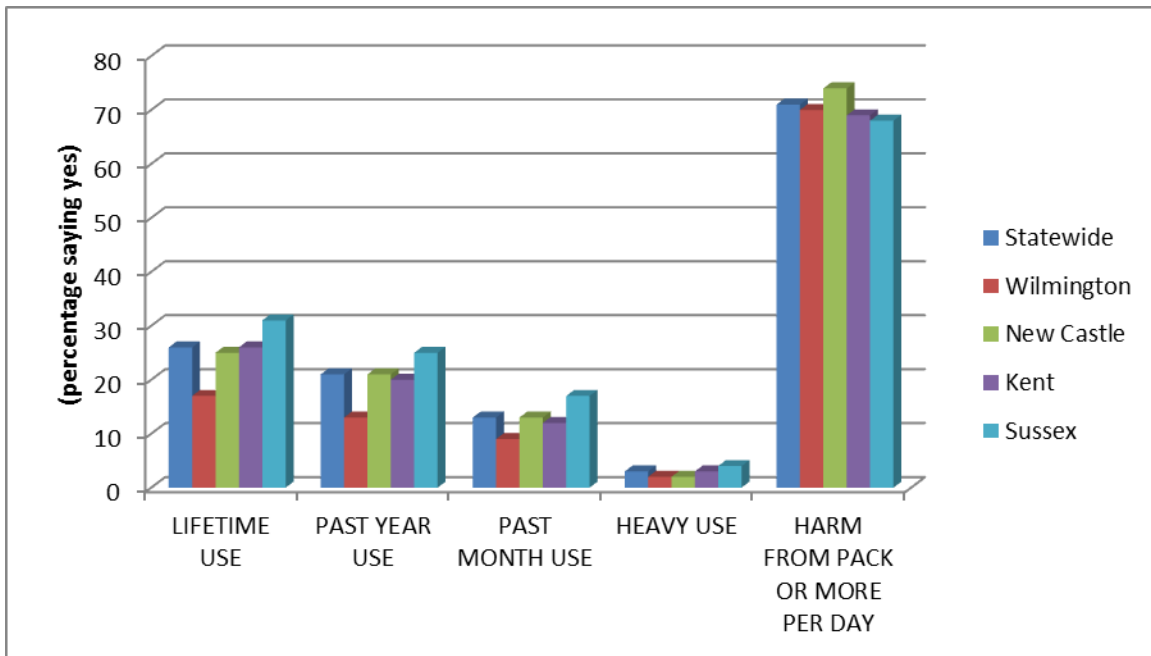
“Heavy Use” is more than one-half pack per day in last thirty days.

2012 DELAWARE SCHOOL SURVEY

CIGARETTE USE AMONG DELAWARE ELEVENTH GRADERS

(in percentages)

	LIFETIME USE	PAST YEAR USE	PAST MONTH USE	HEAVY USE	PERCEIVED GREAT RISK OF HARM FROM PACK OR MORE PER DAY
<u>Statewide</u>	26	21	13	3	71
<u>Males</u>	28	23	15	3	69
<u>Females</u>	24	19	12	2	74
<u>Wilmington</u>	17	13	9	2	70
<u>Males</u>	19	14	10	2	71
<u>Females</u>	16	12	8	2	70
<u>New Castle</u>	25	21	13	2	74
<u>Males</u>	27	22	15	3	71
<u>Females</u>	24	19	11	2	77
<u>Kent</u>	26	20	12	3	69
<u>Males</u>	28	22	13	3	67
<u>Females</u>	24	19	11	2	71
<u>Sussex</u>	31	25	17	4	68
<u>Males</u>	34	28	19	6	65
<u>Females</u>	28	22	16	3	71

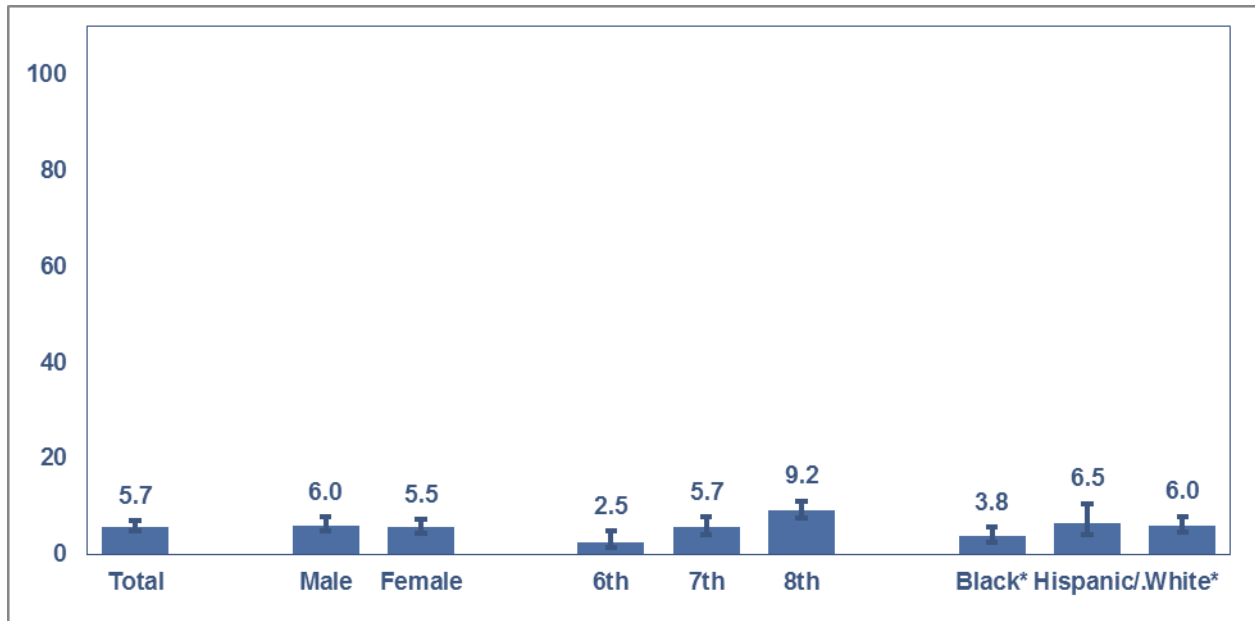


“Heavy Use” is more than one-half pack per day in last thirty days.

2011 YOUTH RISK BEHAVIOR SURVEY

Middle School Survey

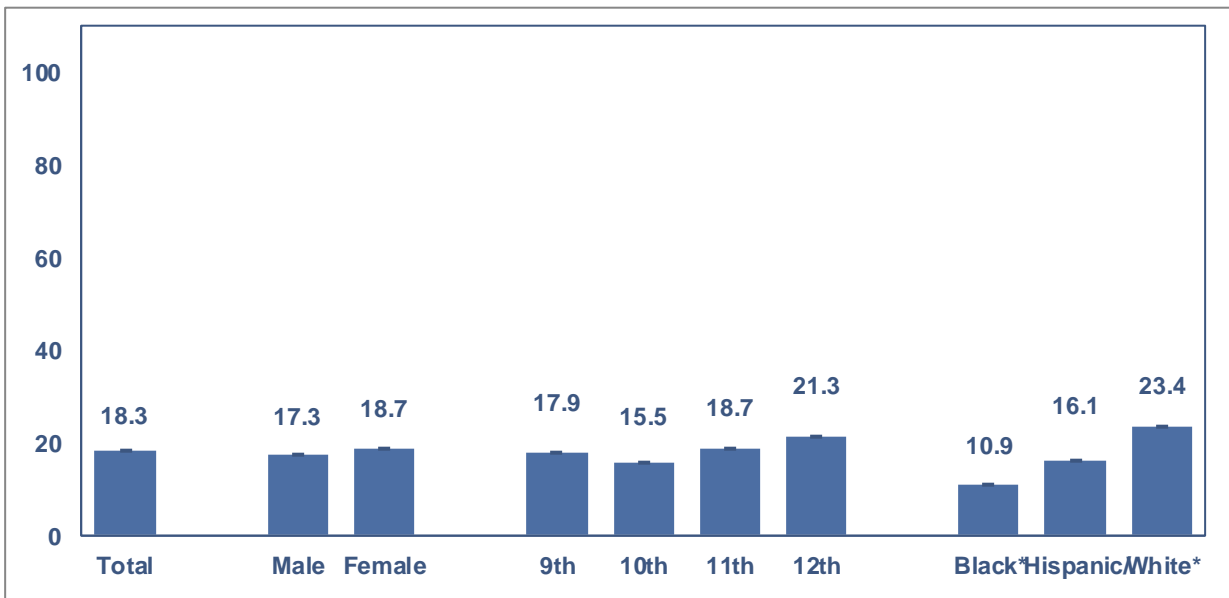
Percentage of students who smoked cigarettes on one or more of the past 30 days



weighted data; *non-Hispanic

High School Survey

Percentage of students who smoked cigarettes on one or more of the past 30 days



weighted data; *non-Hispanic

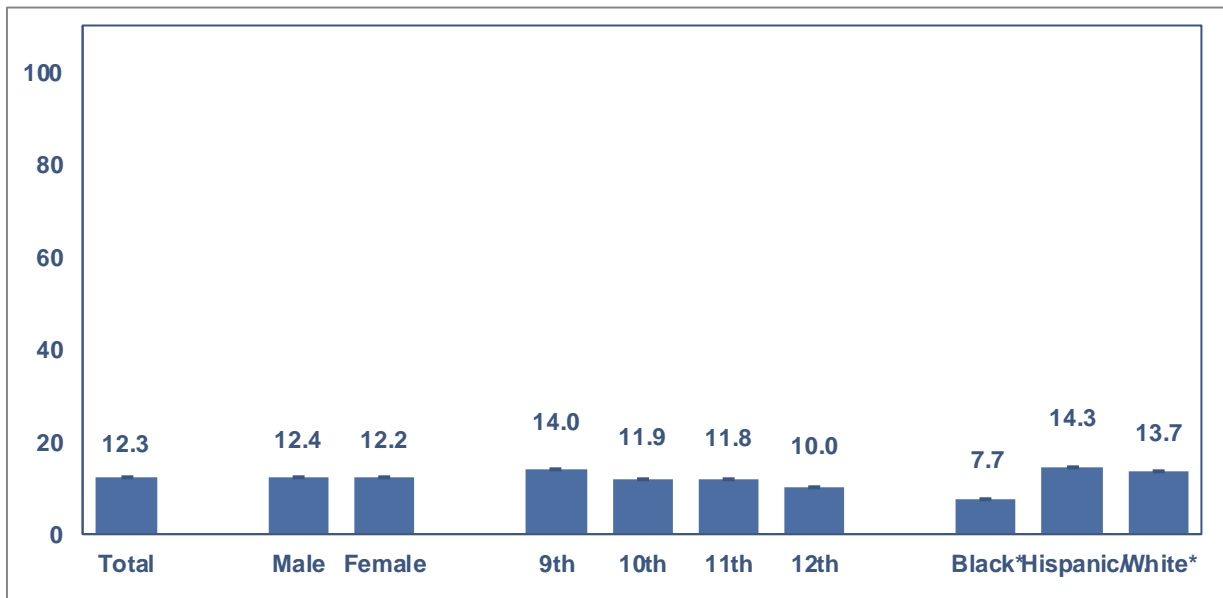
2012 DELAWARE SCHOOL SURVEY

Average Age of Onset for Tobacco Use

8 TH Grade	11 TH Grade
12.6 years	14.5 years

2011 YOUTH RISK BEHAVIOR SURVEY

Percentage of students who smoked a whole cigarette for the first time before age 13 years



Weighted data
*Non-Hispanic

DELAWARE BEHAVIOR RISK FACTOR SURVEY (ADULTS)

Cigarette Smoking by Gender, 2012			
Gender	Current Smokers	Every Day Smokers	Occasional Smokers
Male	20.7% (CI = 18.2-23.2%)	15.5%	5.1%
Female	18.9% (CI = 16.9-20.9%)	13.8%	5%

Cigarette Smoking by Race/Ethnicity, 2012			
Race/Ethnicity	Current Smokers	Every Day Smokers	Occasional Smokers
Non-Hispanic White	20.9% (CI = 19.1-22.7%)	16.2%	4.7%
Non-Hispanic African American	19.7% (CI = 15.8-23.6%)	13.1%	6.6%
Hispanic/Latino	15% (CI = 8.1-21.9%)	9.8%	5.2%

DELAWARE BEHAVIOR RISK FACTOR SURVEY (ADULTS)

Cigarette Smoking by Education, 2012			
Educational Level	Current Smokers	Every Day Smokers	Occasional Smokers
Less Than High School	32.8% (CI = 26.1-39.5%)	28.5%	4.3%
High School / G.E.D.	23.4% (CI = 20.5-26.3%)	18.1%	5.3%
Some Post-H.S.	19.5% (CI = 16.8-22.2%)	12.9%	6.6%
College Graduate	8.8% (CI = 7.2-10.4%)	5.2%	3.5%

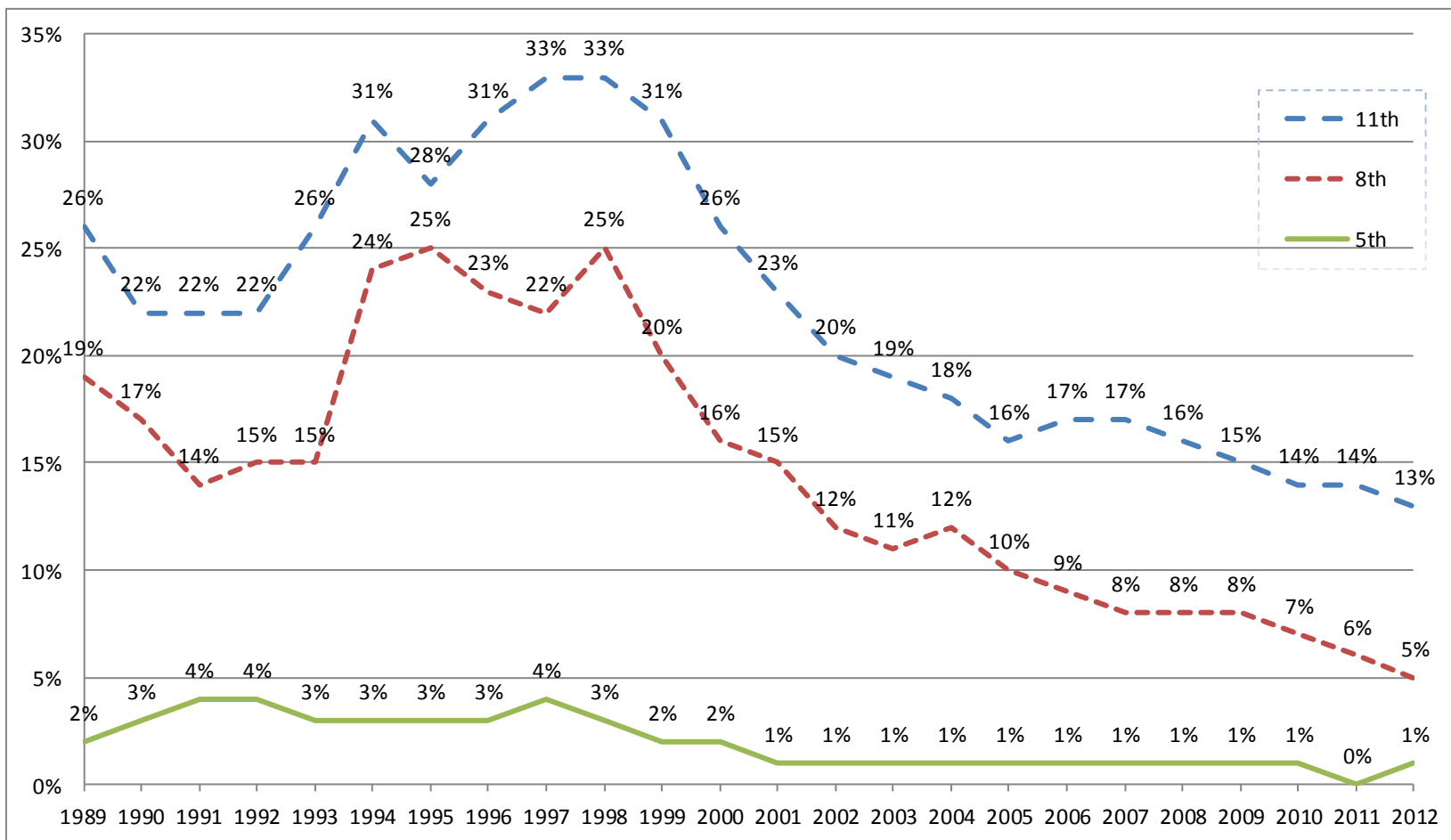
DELAWARE BEHAVIOR RISK FACTOR SURVEY (ADULTS)

Cigarette Smoking by Age, 2012			
Age Group	Current Smokers	Every Day Smokers	Occasional Smokers
18 - 24	21.3% (CI = 16.2-26.4%)	14.8%	6.4%
25 - 34	27.9% (CI = 22.8-33%)	19.5%	8.4%
35 - 44	22.9% (CI = 18.6-27.2%)	17.1%	5.8%
45 - 54	23.4% (CI = 19.7-27.1%)	18.5%	4.9%
55 - 64	16.9% (CI = 13.8-20%)	13.1%	3.9%
65 and Older	8.9% (CI = 7.1-10.7%)	6.7%	2.3%

**B. Tobacco Trends
and
Comparisons to U.S. and Region**

DELAWARE SCHOOL SURVEY

TRENDS IN DELAWARE STUDENTS' CIGARETTE USE BY GRADE SELF-REPORTED REGULAR USE, 1989-PRESENT



Regular use is defined as reports of about once a month or more often; see note, page 20.
 Source: Data Base/DiagnosticsPlus (1989-1993); Department of Public Instruction (1994); Delaware School Survey, Center for Drug and Alcohol Studies, University of Delaware (1995-Present).
 These statistics contribute to the National Outcome Measures (NOMs)

NATIONAL SURVEY ON DRUG USE AND HEALTH (NSDUH)

Tobacco Product Use in Past Month, by Age Group and State: 2002-2003 and 2009-2010 NSDUHs

State	AGE GROUP (Years)											
	12 or Older			12-17			18-25			26 or Older		
	2002-2003	2009-2010	<i>p</i> value	2002-2003	2009-2010	<i>p</i> value	2002-2003	2009-2010	<i>p</i> value	2002-2003	2009-2010	<i>p</i> value
Total U.S.	30.09 ^a	27.60	.000	14.83 ^a	11.52	.000	45.02 ^a	41.27	.000	29.59 ^a	27.28	.000
Northeast	29.21 ^a	26.27	.000	14.42 ^a	10.90	.000	45.89 ^a	40.90	.000	28.45 ^a	25.62	.001
Delaware	29.52	29.01	.774	16.30 ^a	12.53	.016	46.47 ^b	42.17	.099	28.32	28.80	.828
Maryland	27.13 ^b	24.16	.094	12.70 ^a	9.26	.014	42.05 ^a	35.94	.019	26.76	24.01	.209
New Jersey	26.84	25.55	.472	13.65 ^a	9.74	.013	44.45	42.22	.406	26.04	24.91	.612
Pennsylvania	32.94 ^a	30.69	.040	16.75 ^a	12.94	.000	50.17 ^a	45.03	.000	32.24	30.39	.179

Cigarette Use in Past Month, by Age Group and State: 2002-2003 and 2009-2010 NSDUHs

State	AGE GROUP (Years)											
	12 or Older			12-17			18-25			26 or Older		
	2002-2003	2009-2010	<i>p</i> value	2002-2003	2009-2010	<i>p</i> value	2002-2003	2009-2010	<i>p</i> value	2002-2003	2009-2010	<i>p</i> value
Total U.S.	25.71 ^a	23.61	.000	12.57 ^a	8.69	.000	40.50 ^a	35.09	.000	24.95 ^a	22.91	.000
Northeast	25.27 ^a	22.22	.000	12.72 ^a	8.54	.000	41.63 ^a	35.34	.000	24.27 ^a	21.62	.001
Delaware	26.09	23.63	.138	14.07 ^a	9.31	.001	42.69 ^a	35.59	.004	24.79	23.35	.492
Maryland	23.22 ^a	19.72	.035	11.08 ^a	7.43	.005	35.91 ^a	30.21	.021	22.88 ^b	19.47	.100
New Jersey	23.42	21.19	.173	11.83 ^a	7.66	.002	40.67	37.35	.196	22.46	20.36	.300
Pennsylvania	27.68 ^a	25.05	.016	14.73 ^a	10.28	.000	44.78 ^a	38.18	.000	26.59	24.60	.147

NOTE: *p* value: Bayes posterior probability of no change.

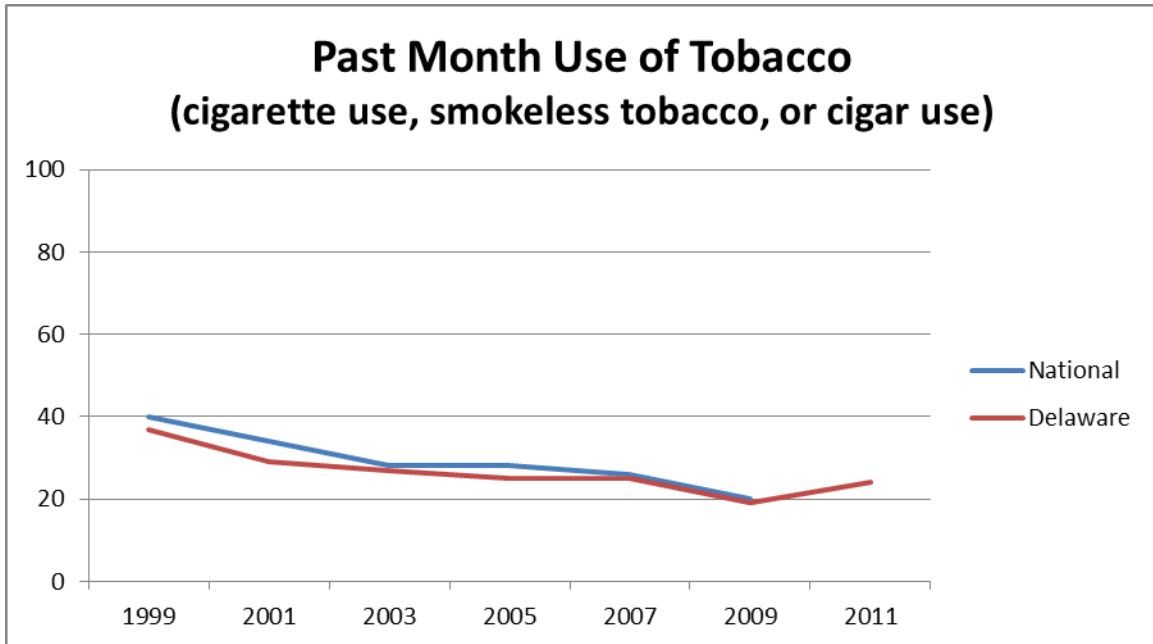
NOTE: Estimates are based on a survey-weighted hierarchical Bayes estimation approach.

^a Difference between the 2002-2003 estimate and the 2009-2010 estimate is statistically significant at the 0.05 level.

^b Difference between the 2002-2003 estimate and the 2009-2010 estimate is statistically significant at the 0.10 level.

Source: SAMHSA, Office of Applied Studies, National Survey on Drug Use and Health, 2002, 2003, 2009 and 2010.

YOUTH RISK BEHAVIOR SURVEY—NATIONAL AND DELAWARE



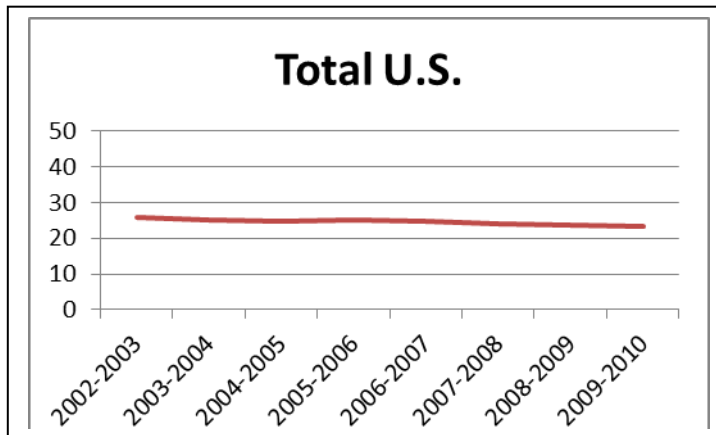
Year	National	Delaware
1999	40	37
2001	34	29
2003	28	27
2005	28	25
2007	26	25
2009	20	19
2011	--	24

Sources: National High School Youth Risk Behavior Survey / Delaware High School Youth Risk Behavior Survey

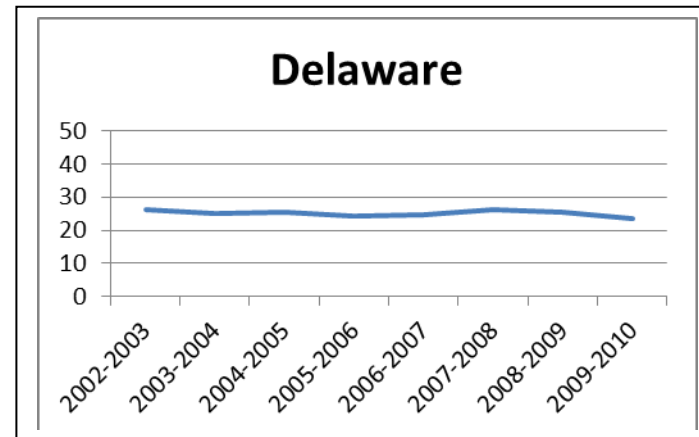
NATIONAL SURVEY ON DRUG USE AND HEALTH (NSDUH)

Percentage of Respondents Reporting Cigarette Use in Past Month, U.S. & Delaware

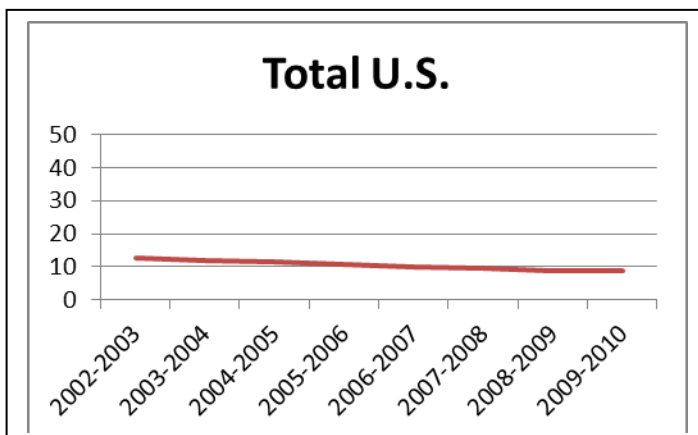
12 and Older



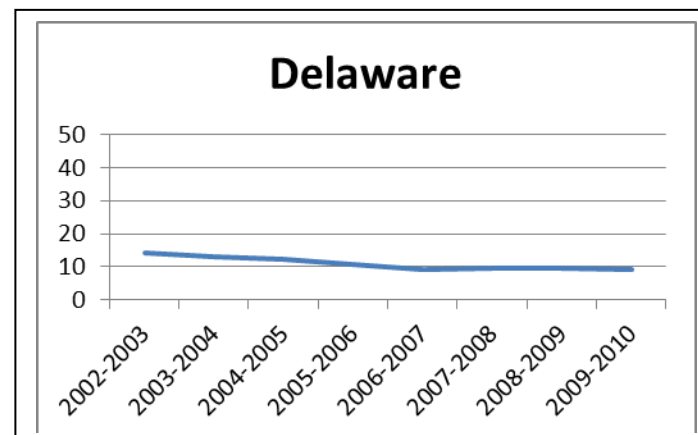
12 and Older



12 to 17 Years



12 to 17 Years



DELAWARE SCHOOL SURVEY, YOUTH RISK BEHAVIOR SURVEY AND MONITORING THE FUTURE

COMPARISON OF RECENT NATIONAL AND DELAWARE ESTIMATES OF CIGARETTE USE AMONG HIGH SCHOOL STUDENTS (Percentages)

	Cigarettes	
	Past Year	Past Month
2012 11 th Grade Delaware	21	13
2011 11 th Grade Delaware	21	14
2010 11 th Grade Delaware	22	14
2011 9 th -12 th Grade YRBS Delaware	*	19
2009 9 th -12 th Grade YRBS Delaware	*	21
2010 12 th Grade MTF	*	19
2009 12 th Grade MTF	*	20

*No Estimate Available

Sources: 2010-Present Delaware School Survey, Center for Drug and Alcohol Studies, University of Delaware; 2009-2011 Youth Risk Behavior Survey (YRBS), Centers for Disease Control; 2009-2010 Monitoring the Future Study (MTF), University of Michigan

Alcohol

A. Alcohol Prevalence Indicators

NATIONAL SURVEY ON DRUG USE AND HEALTH (NSDUH)

Delaware, by Age Group: Percentages, Annual Averages Based on 2009-2010 NSDUHs

Measure	Total 12 or Older	AGE GROUP		
		12-17	18-25	26 or Older
ALCOHOL				
Past Month Alcohol Use	56.60	16.14	66.70	59.73
Past Month Binge Alcohol Use ¹	24.30	9.24	45.48	22.59
Perceived Great Risk of Drinking 5 or More Drinks Once or Twice a Week	40.74	38.96	32.31	42.34
Past Month Alcohol Use (Persons Aged 12 to 20)	31.67	--	--	--
Past Month Binge Alcohol Use (Persons Aged 12 to 20) ³	21.77	--	--	--

-- Not available.

NOTE: Estimates are based on a survey-weighted hierarchical Bayes estimation approach.

¹ Binge Alcohol Use is defined as drinking five or more drinks on the same occasion (i.e., at the same time or within a couple of hours of each other) on at least 1 day in the past 30 days.

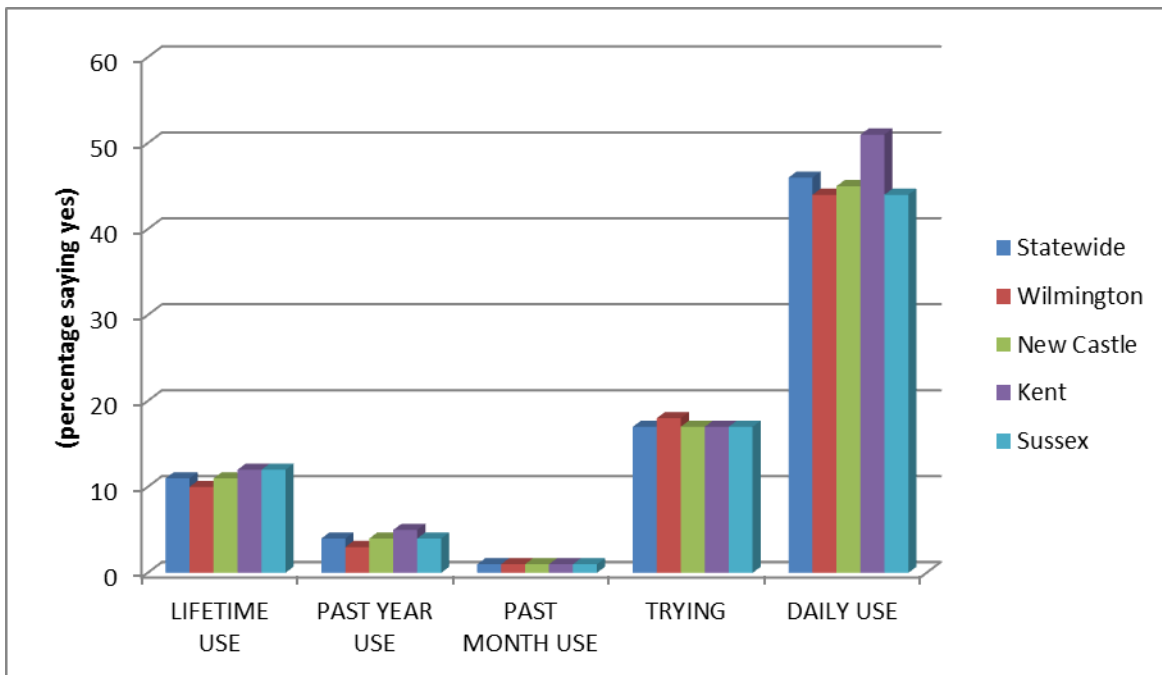
² Underage drinking is defined for persons aged 12 to 20; therefore, the "Total" estimate reflects that age group and not persons 12 or older.

2012 DELAWARE SCHOOL SURVEY

ALCOHOL USE AMONG DELAWARE FIFTH GRADERS

(in percentages)

	LIFETIME USE	PAST YEAR USE	PAST MONTH USE	PERCEIVED GREAT RISK OF HARM	
				TRYING	DAILY USE
<u>Statewide</u>	11	4	1	17	46
<u>Males</u>	13	4	1	17	46
<u>Females</u>	10	4	1	18	47
<u>Wilmington</u>	10	3	1	18	44
<u>Males</u>	13	4	1	19	43
<u>Females</u>	7	3	0	17	44
<u>New Castle</u>	11	4	1	17	45
<u>Males</u>	12	4	1	17	45
<u>Females</u>	9	3	1	18	45
<u>Kent</u>	12	5	1	17	51
<u>Males</u>	14	5	2	17	49
<u>Females</u>	11	5	1	18	53
<u>Sussex</u>	12	4	1	17	44
<u>Males</u>	12	4	2	17	44
<u>Females</u>	11	3	1	18	45

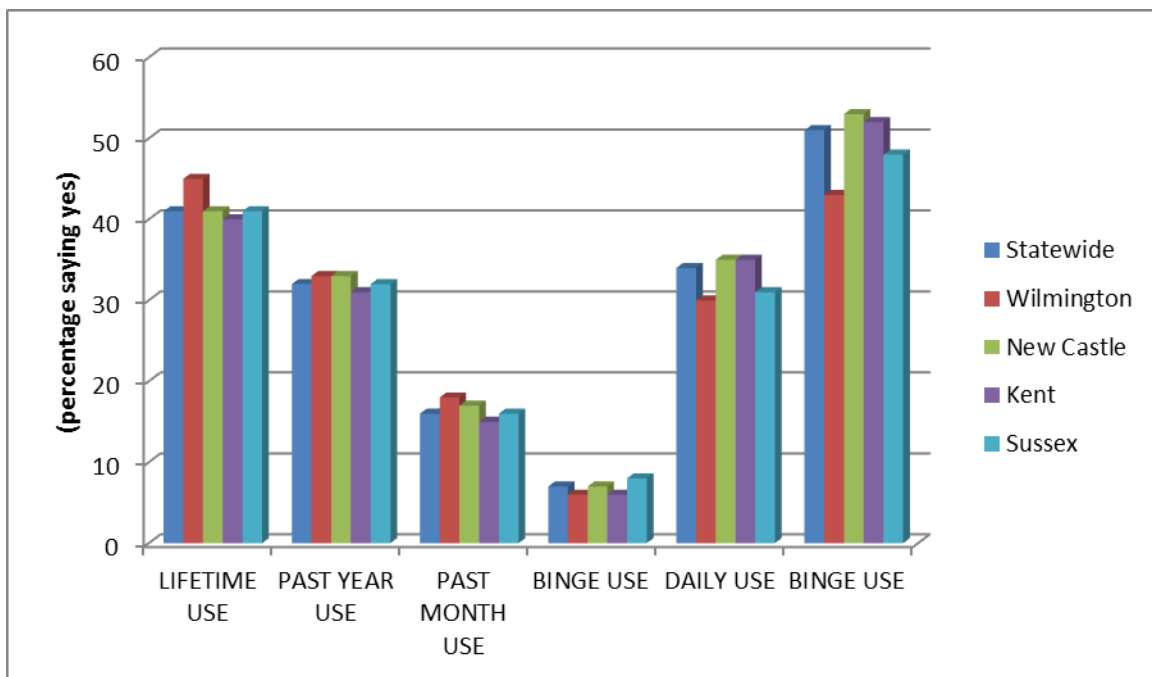


2012 DELAWARE SCHOOL SURVEY

ALCOHOL USE AMONG DELAWARE EIGHTH GRADERS

(in percentages)

	LIFETIME USE	PAST YEAR USE	PAST MONTH USE	BINGE USE	PERCEIVED GREAT RISK OF HARM FROM:	
					DAILY USE	BINGE USE
<u>Statewide</u>	41	32	16	7	34	51
<u>Males</u>	40	30	15	7	32	49
<u>Females</u>	43	35	18	7	36	53
<u>Wilmington</u>	45	33	18	6	30	43
<u>Males</u>	44	30	16	8	30	39
<u>Females</u>	46	36	18	4	29	46
<u>New Castle</u>	41	33	17	7	35	53
<u>Males</u>	41	32	16	6	32	51
<u>Females</u>	42	34	18	8	39	56
<u>Kent</u>	40	31	15	6	35	52
<u>Males</u>	35	27	12	5	36	51
<u>Females</u>	44	34	17	6	33	52
<u>Sussex</u>	41	32	16	8	31	48
<u>Males</u>	40	28	15	8	29	44
<u>Females</u>	43	35	16	7	34	51



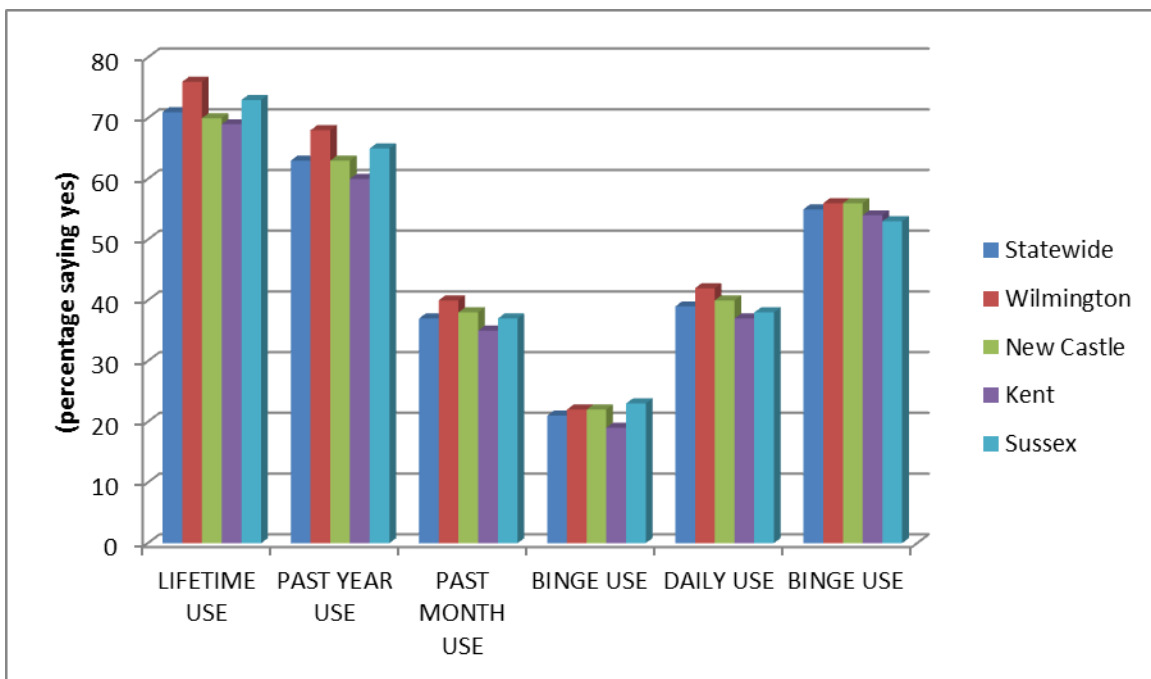
“Binge Use” is defined as three drinks at a time in the last two weeks.

2012 DELAWARE SCHOOL SURVEY

ALCOHOL USE AMONG DELAWARE ELEVENTH GRADERS

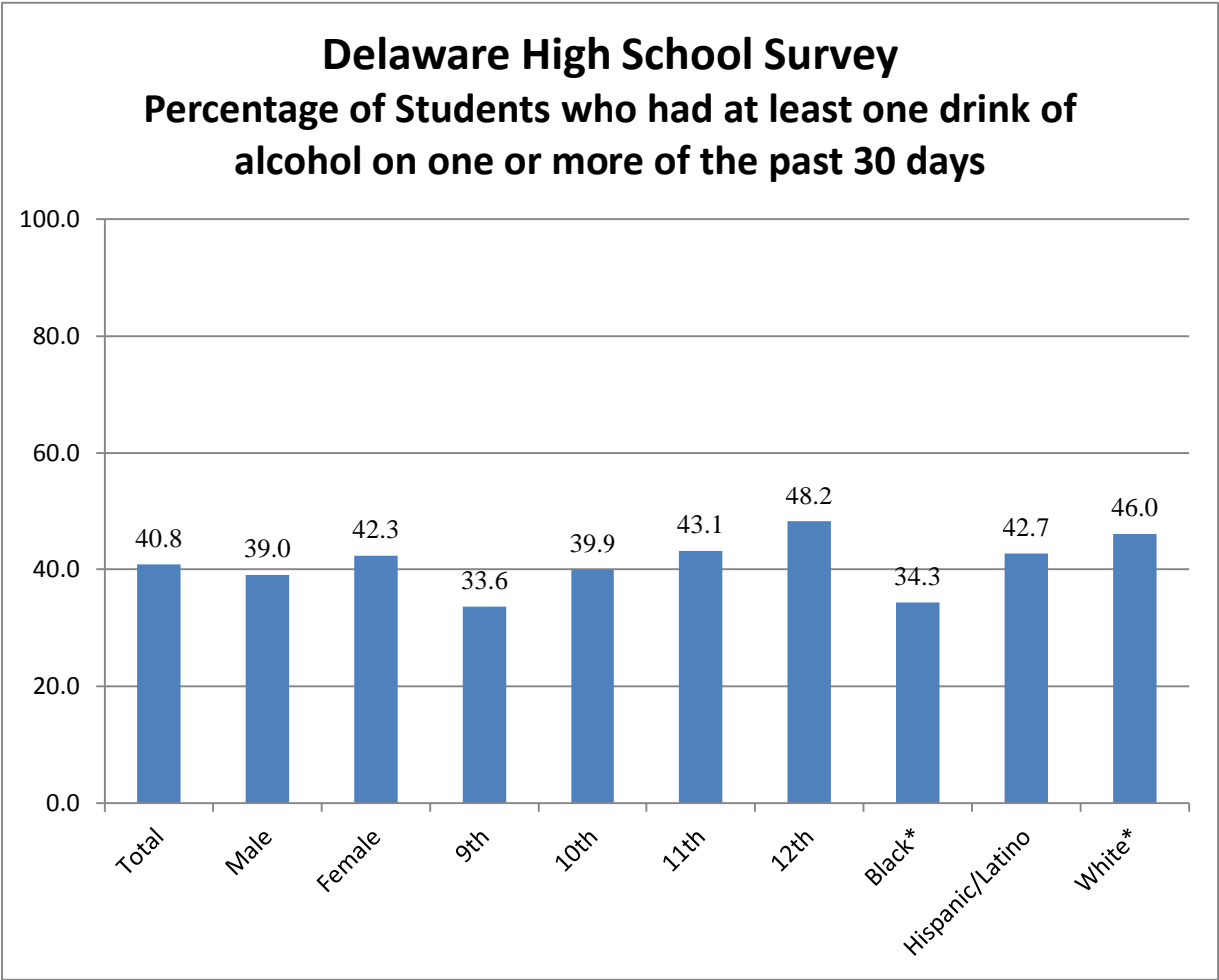
(in percentages)

	LIFETIME USE	PAST YEAR USE	PAST MONTH USE	BINGE USE	PERCEIVED GREAT RISK OF HARM FROM:	
					DAILY USE	BINGE USE
<u>Statewide</u>	71	63	37	21	39	55
<u>Males</u>	69	62	37	22	33	48
<u>Females</u>	73	64	37	20	41	61
<u>Wilmington</u>	76	68	40	22	42	56
<u>Males</u>	77	73	38	23	35	53
<u>Females</u>	74	63	40	21	47	58
<u>New Castle</u>	70	63	38	22	40	56
<u>Males</u>	67	61	35	21	34	50
<u>Females</u>	73	65	40	22	44	62
<u>Kent</u>	69	60	35	19	37	54
<u>Males</u>	67	60	37	22	32	48
<u>Females</u>	70	61	32	16	43	60
<u>Sussex</u>	73	65	37	23	38	53
<u>Males</u>	71	64	40	25	29	42
<u>Females</u>	74	66	35	21	45	62



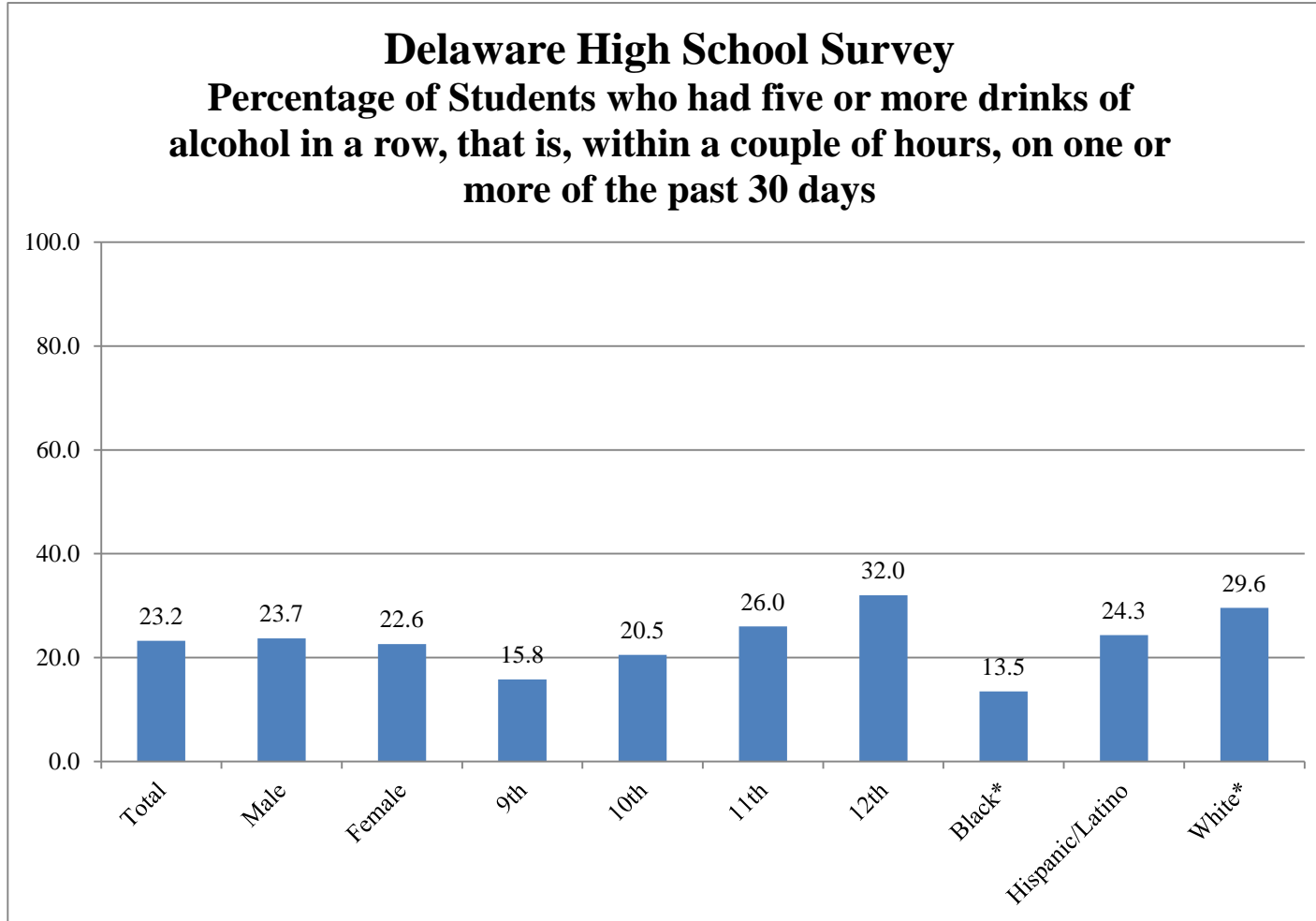
“Binge Use” is defined as three drinks at a time in the last two weeks.

2011 YOUTH RISK BEHAVIOR SURVEY



Weighted Data
*Non-Hispanic

2011 YOUTH RISK BEHAVIOR SURVEY



Weighted Data; *Non-Hispanic

2012 DELAWARE SCHOOL SURVEY

Average Age of Onset for Alcohol Use

8 TH Grade	11 TH Grade
12.5 years	14.7 years

BEHAVIOR RISK FACTOR SURVEY (BRFS)

Statewide and Sub-state Estimates of Binge Drinking for Delaware Adults from the 2011 Delaware Behavior Risk Factor Surveillance System

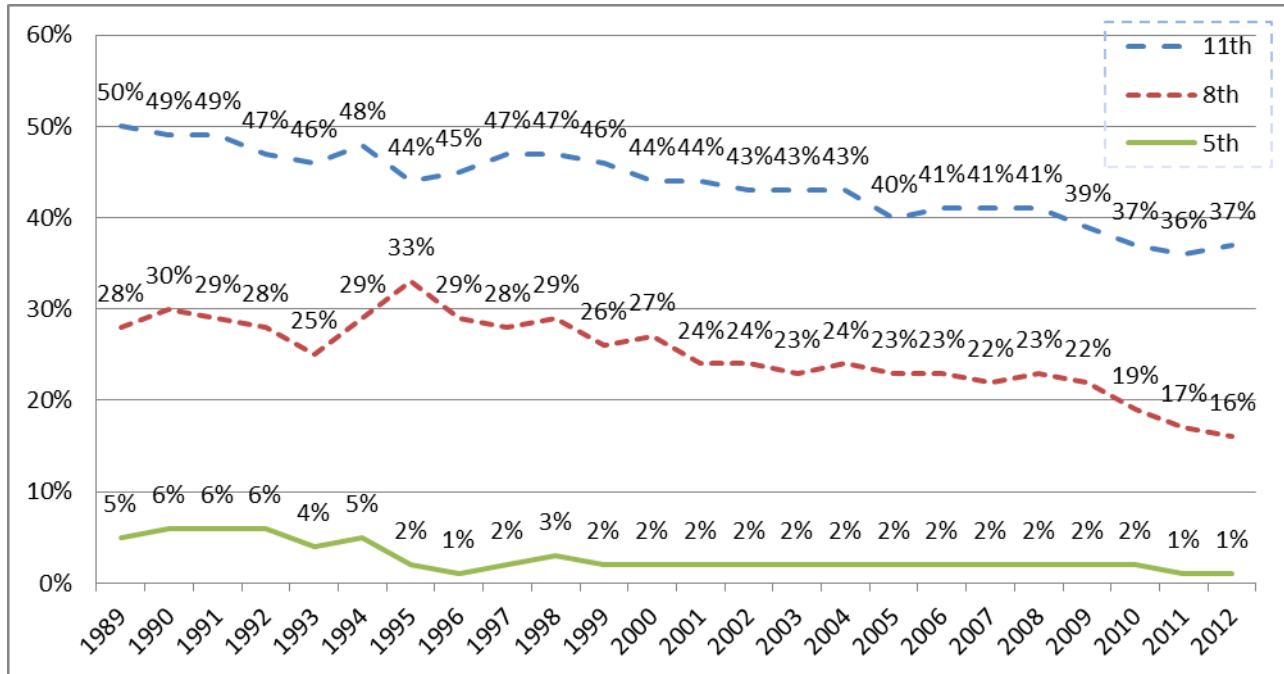
Acute or "Binge" Drinking [5+ (males) or 4+ (females) Drinks at One Occasion]				
Statewide	Wilmington	Suburban N.C.	Kent	Sussex
20.3%	23.6%	23.3%	16.2%	17.3%

Sources: Delaware Health and Social Services, Division of Public Health, Behavioral Risk Factor Surveillance System (BRFSS), 2011.

B. Alcohol Trends and Comparisons to U.S. and Region

DELAWARE SCHOOL SURVEY

TRENDS IN DELAWARE STUDENTS' ALCOHOL USE BY GRADE SELF REPORTED REGULAR USE, 1989-PRESENT



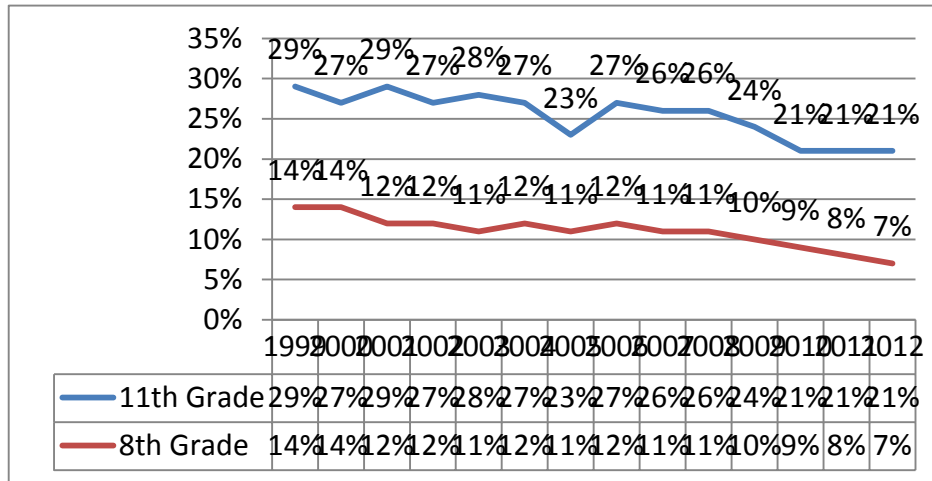
Regular use is defined as reports of about once a month or more often; see note, page 20.

Source: Data Base/DiagnosticsPlus (1989-1993); Department of Public Instruction (1994); Delaware School Survey, Center for Drug and Alcohol Studies, University of Delaware (1995-Present).

These statistics contribute to the National Outcome Measures (NOMs)

DELAWARE SCHOOL SURVEY

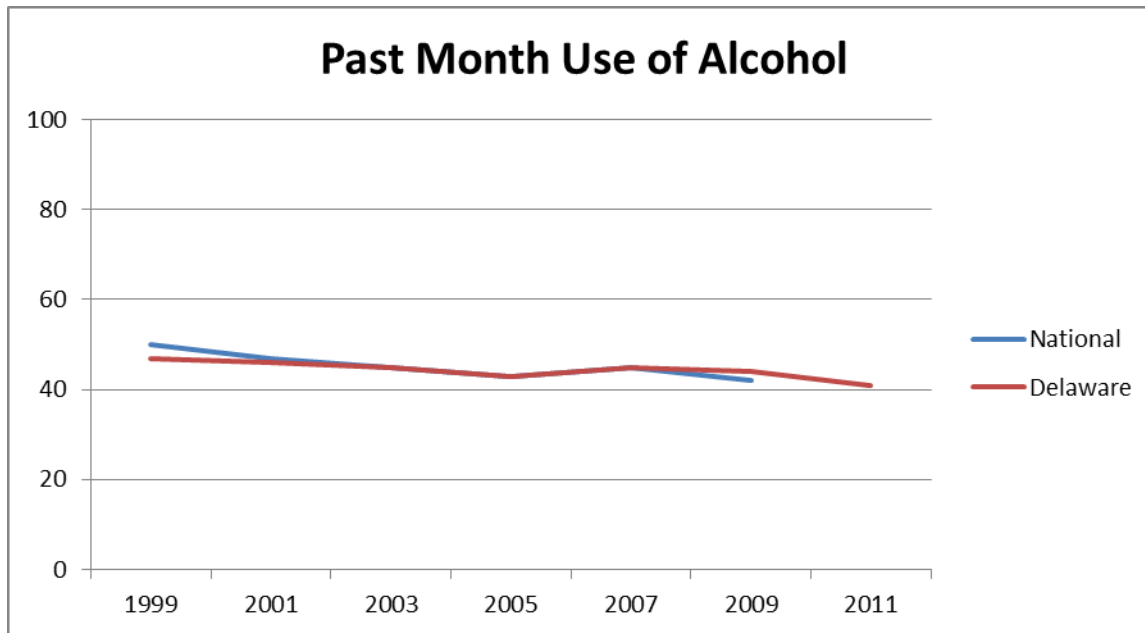
TRENDS IN DELAWARE STUDENTS' BINGE ALCOHOL USE BY GRADE SELF REPORTED BINGE USE, 1989-PRESENT



NOTE: Binge is defined by the Delaware School Survey as three or more drinks at a time

Source: Data Base/DiagnosticsPlus (1989-1993); Department of Public Instruction (1994); Delaware School Survey, Center for Drug and Alcohol Studies, University of Delaware (1995-Present).

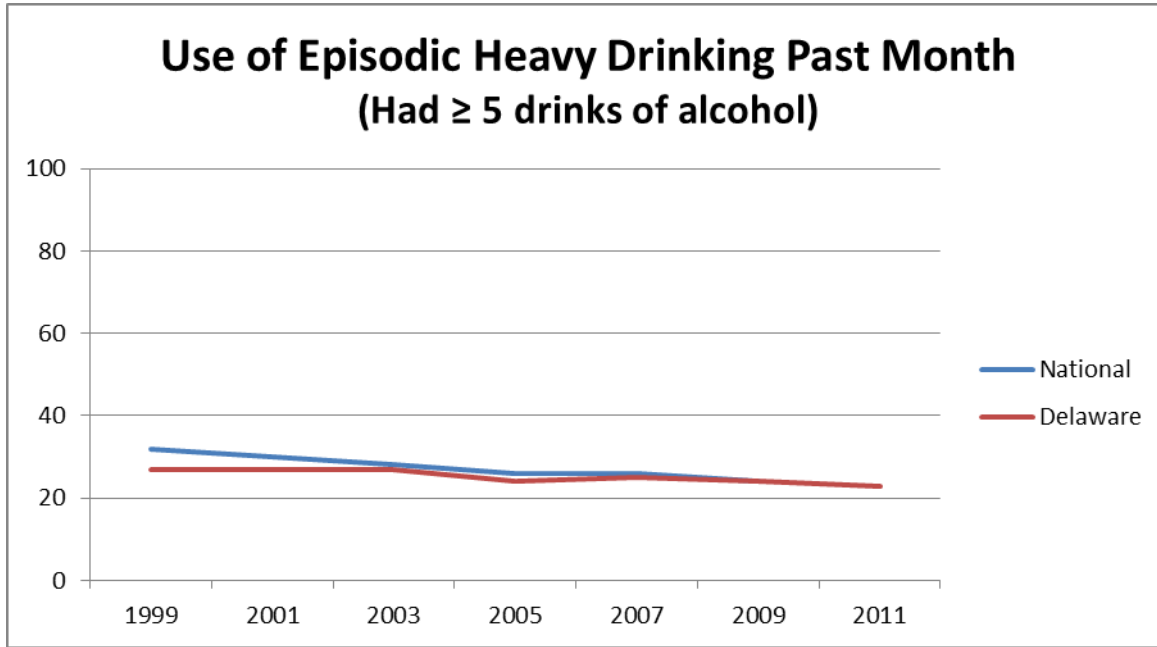
YOUTH RISK BEHAVIOR SURVEY—NATIONAL AND DELAWARE



Year	National	Delaware
1999	50	47
2001	47	46
2003	45	45
2005	43	43
2007	45	45
2009	42	44
2011	--	41

Sources: National High School Youth Risk Behavior Survey / Delaware High School Youth Risk Behavior Survey

YOUTH RISK BEHAVIOR SURVEY—NATIONAL AND DELAWARE



Year	National	Delaware
1999	32	27
2001	30	27
2003	28	27
2005	26	24
2007	26	25
2009	24	24
2011	--	23

Sources: National High School Youth Risk Behavior Survey / Delaware High School Youth Risk Behavior Survey

NATIONAL SURVEY ON DRUG USE AND HEALTH

Alcohol Use in Past Month, by Age Group and State: 2002-2003 and 2009-2010 NSDUHs

State	AGE GROUP (Years)											
	12 or Older			12-17			18-25			26 or Older		
	2002-2003	2009-2010	<i>p</i> value	2002-2003	2009-2010	<i>p</i> value	2002-2003	2009-2010	<i>p</i> value	2002-2003	2009-2010	<i>p</i> value
Total U.S.	50.50 ^a	51.84	.001	17.67 ^a	14.23	.000	60.91	61.59	.221	53.22 ^a	54.88	.001
Northeast	55.33 ^b	57.12	.034	19.24 ^a	16.17	.000	66.19	67.64	.188	58.21 ^a	60.19	.050
Delaware	53.06 ^b	56.60	.100	18.35	16.14	.194	62.71	66.70	.106	55.89	59.73	.152
Maryland	54.67	51.89	.217	17.14 ^a	12.81	.008	64.21 ^b	59.09	.060	58.34	55.51	.306
New Jersey	57.73	55.69	.348	18.77 ^a	15.27	.045	65.06	64.60	.862	61.72	59.27	.358
Pennsylvania	51.10 ^a	55.23	.003	18.06 ^a	15.78	.029	64.85	66.28	.383	53.14 ^a	58.10	.004

Binge Alcohol Use in Past Month, by Age Group and State: 2002-2003 and 2009-2010 NSDUHs

State	AGE GROUP (Years)											
	12 or Older			12-17			18-25			26 or Older		
	2002-2003	2009-2010	<i>p</i> value	2002-2003	2009-2010	<i>p</i> value	2002-2003	2009-2010	<i>p</i> value	2002-2003	2009-2010	<i>p</i> value
Total U.S.	22.75 ^a	23.39	.037	10.65 ^a	8.38	.000	41.25	41.15	.854	21.20 ^a	22.19	.008
Northeast	23.82 ^b	24.83	.075	11.33 ^a	9.40	.000	44.69	45.23	.542	22.10	23.22	.115
Delaware	23.71	24.30	.701	10.46	9.24	.428	42.89	45.48	.305	22.12	22.59	.804
Maryland	21.65	20.17	.329	9.43	7.74	.136	39.77	36.12	.178	20.48	19.01	.436
New Jersey	21.74 ^a	25.38	.020	10.11	8.80	.319	41.95	45.84	.134	20.36 ^a	24.25	.042
Pennsylvania	22.83 ^a	24.99	.025	11.24 ^a	9.04	.008	45.96	46.13	.906	20.59 ^b	23.37	.020

NOTE: *p* value: Bayes posterior probability of no change.

NOTE: Binge Alcohol Use is defined as drinking five or more drinks on the same occasion (i.e., at the same time or within a couple hours of each other) on at least 1 day in the past 30 days.

NOTE: Estimates are based on a survey-weighted hierarchical Bayes estimation approach.

^a Difference between the 2002-2003 estimate and the 2009-2010 estimate is statistically significant at the 0.05 level.

^b Difference between the 2002-2003 estimate and the 2009-2010 estimate is statistically significant at the 0.10 level.

Source: SAMHSA, Office of Applied Studies, National Survey on Drug Use and Health, 2002, 2003, 2009 and 2010.

NATIONAL SURVEY ON DRUG USE AND HEALTH (NSDUH)

Alcohol Use and Binge Alcohol Use in Past Month among Persons Aged 12 to 20, by State: 2002-2003 and 2009-2010 NSDUHs

State	Alcohol Use in Past Month			Binge Alcohol Use in Past Month		
	2002-2003	2009-2010	<i>p</i> value	2002-2003	2009-2010	<i>p</i> value
Total U.S.	28.89 ^a	26.67	.000	19.22 ^a	17.54	.000
Northeast	31.50	30.58	.159	20.74	19.92	.170
Delaware	31.13	31.67	.778	20.37	21.77	.400
Maryland	28.10 ^b	25.14	.088	17.52	15.61	.176
New Jersey	29.38	28.41	.584	17.59	19.36	.248
Pennsylvania	30.86	29.47	.184	21.05	19.88	.222

NOTE: *p* value: Bayes posterior probability of no change.

NOTE: Binge Alcohol Use is defined as drinking five or more drinks on the same occasion (i.e., at the same time or within a couple hours of each other) on at least 1 day in the past 30 days.

NOTE: Estimates are based on a survey-weighted hierarchical Bayes estimation approach.

^a Difference between the 2002-2003 estimate and the 2009-2010 estimate is statistically significant at the 0.05 level.

^b Difference between the 2002-2003 estimate and the 2009-2010 estimate is statistically significant at the 0.10 level.

Source: SAMHSA, Office of Applied Studies, National Survey on Drug Use and Health, 2002, 2003, 2009 and 2010.

DELAWARE SCHOOL SURVEY, YOUTH RISK BEHAVIOR SURVEY AND MONITORING THE FUTURE SURVEY

COMPARISON OF RECENT NATIONAL AND DELAWARE ESTIMATES OF ALCOHOL AMONG HIGH SCHOOL STUDENTS (Percentages)

	Alcohol	
	Past Year	Past Month
2012 11 th Grade Delaware	63	37
2011 11 th Grade Delaware	63	36
2010 11 th Grade Delaware	63	37
2011 9 th -12 th Grade YRBS Delaware	*	41
2009 9 th -12 th Grade YRBS Delaware	*	44
2010 12 th Grade MTF	66	43
2009 12 th Grade MTF	66	44

*No Estimate Available

Sources: 2010-Present Delaware School Survey, Center for Drug and Alcohol Studies, University of Delaware; 2009-2011 Youth Risk Behavior Survey (YRBS), Centers for Disease Control; 2009-2010 Monitoring the Future Study (MTF), University of Michigan

Marijuana

A. Marijuana Prevalence Indicators

NATIONAL SURVEY ON DRUG USE AND HEALTH (NSDUH)

Selected Drug Use, Perceptions of Great Risk, Average Annual Rates of First Use of Marijuana in Delaware, by Age Group: Percentages, Annual Averages Based on 2009-2010 NSDUHs

Measure	Total 12 or Older	AGE GROUP		
		12-17	18-25	26 or Older
Past Year Marijuana Use	12.42	16.71	35.65	8.09
Past Month Marijuana Use	6.98	8.49	21.05	4.48
Perceived of Great Risk of Smoking Marijuana Once a Month	30.69	28.07	15.46	33.51
Average Annual Rate of First Use of Marijuana ²	2.19	7.25	9.24	0.14

-- Not available.

NOTE: Estimates are based on a survey-weighted hierarchical Bayes estimation approach.

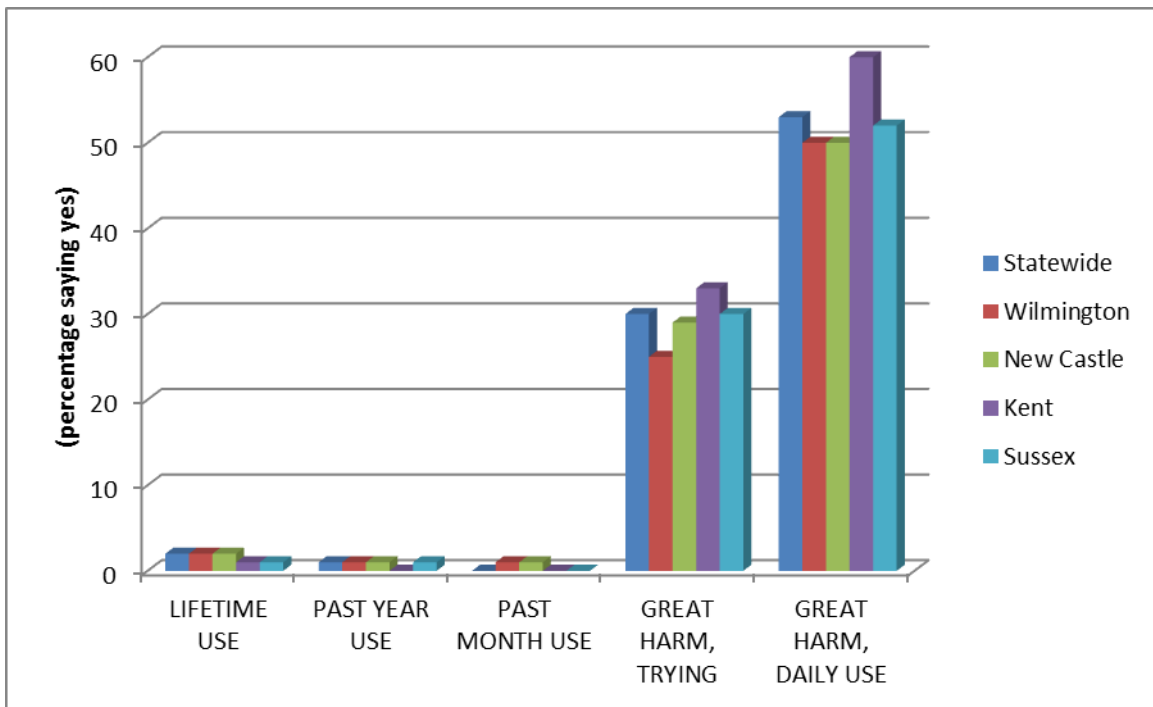
² *Average annual rate* = $100 * \{ [X_1 \div (0.5 * X_1 + X_2)] \div 2 \}$, where X_1 is the number of marijuana initiates in past 24 months and X_2 is the number of persons who never used marijuana. Both of the computation components, X_1 and X_2 , are based on a survey-weighted hierarchical Bayes estimation approach. Note that the age group is based on a respondent's age at the time of the interview, not his or her age at first use.

2012 DELAWARE SCHOOL SURVEY

MARIJUANA USE AMONG DELAWARE FIFTH GRADERS

(in percentages)

	LIFETIME USE	PAST YEAR USE	PAST MONTH USE	PERCEIVED GREAT RISK OF HARM	
				TRYING	WEEKLY USE
<u>Statewide</u>	2	1	0	30	53
<u>Males</u>	2	1	0	32	54
<u>Females</u>	1	1	0	28	52
<u>Wilmington</u>	2	1	1	25	50
<u>Males</u>	2	1	1	29	47
<u>Females</u>	2	2	1	32	53
<u>New Castle</u>	2	1	1	29	50
<u>Males</u>	2	1	0	31	51
<u>Females</u>	2	1	1	27	50
<u>Kent</u>	1	0	0	33	60
<u>Males</u>	2	1	0	32	61
<u>Females</u>	1	0	0	32	60
<u>Sussex</u>	1	1	0	30	52
<u>Males</u>	1	1	0	32	52
<u>Females</u>	1	0	0	26	51

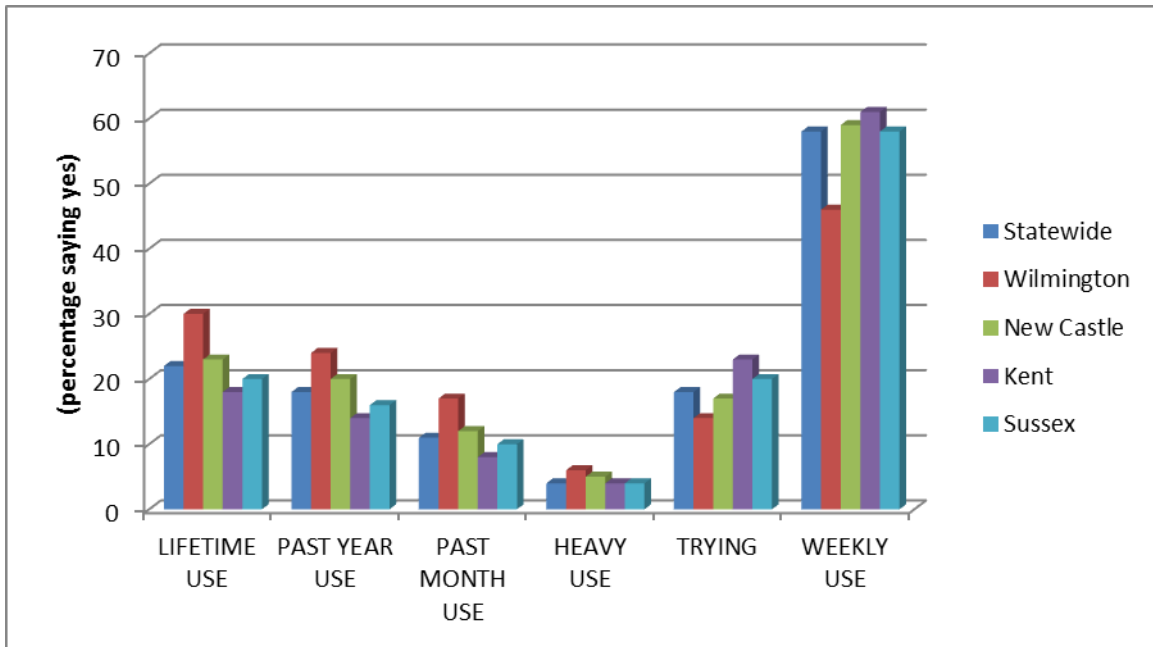


2012 DELAWARE SCHOOL SURVEY

MARIJUANA USE AMONG DELAWARE EIGHTH GRADERS

(in percentages)

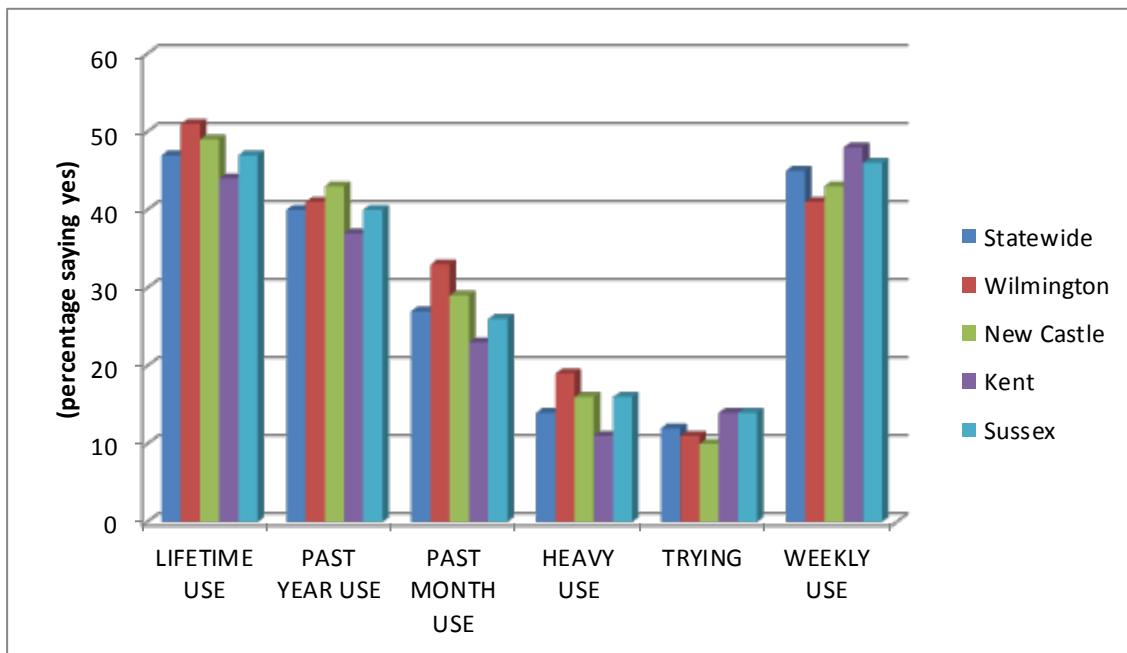
	LIFETIME USE	PAST YEAR USE	PAST MONTH USE	HEAVY USE	PERCEIVED GREAT RISK OF HARM FROM:	
					TRYING	WEEKLY USE
<u>Statewide</u>	22	18	11	4	18	58
<u>Males</u>	24	20	12	6	18	53
<u>Females</u>	20	16	10	3	19	63
<u>Wilmington</u>	30	24	17	6	14	46
<u>Males</u>	35	28	21	11	10	46
<u>Females</u>	25	21	14	2	16	53
<u>New Castle</u>	23	20	12	5	17	59
<u>Males</u>	25	21	12	6	17	53
<u>Females</u>	21	18	11	4	18	64
<u>Kent</u>	18	14	8	4	23	61
<u>Males</u>	19	15	9	5	26	59
<u>Females</u>	17	14	7	2	20	64
<u>Sussex</u>	20	16	10	4	20	58
<u>Males</u>	22	18	11	5	17	53
<u>Females</u>	17	14	9	3	20	61



“Heavy Use” indicates more than six times in the past month.

2012 DELAWARE SCHOOL SURVEY
MARIJUANA USE AMONG DELAWARE ELEVENTH GRADERS
(in percentages)

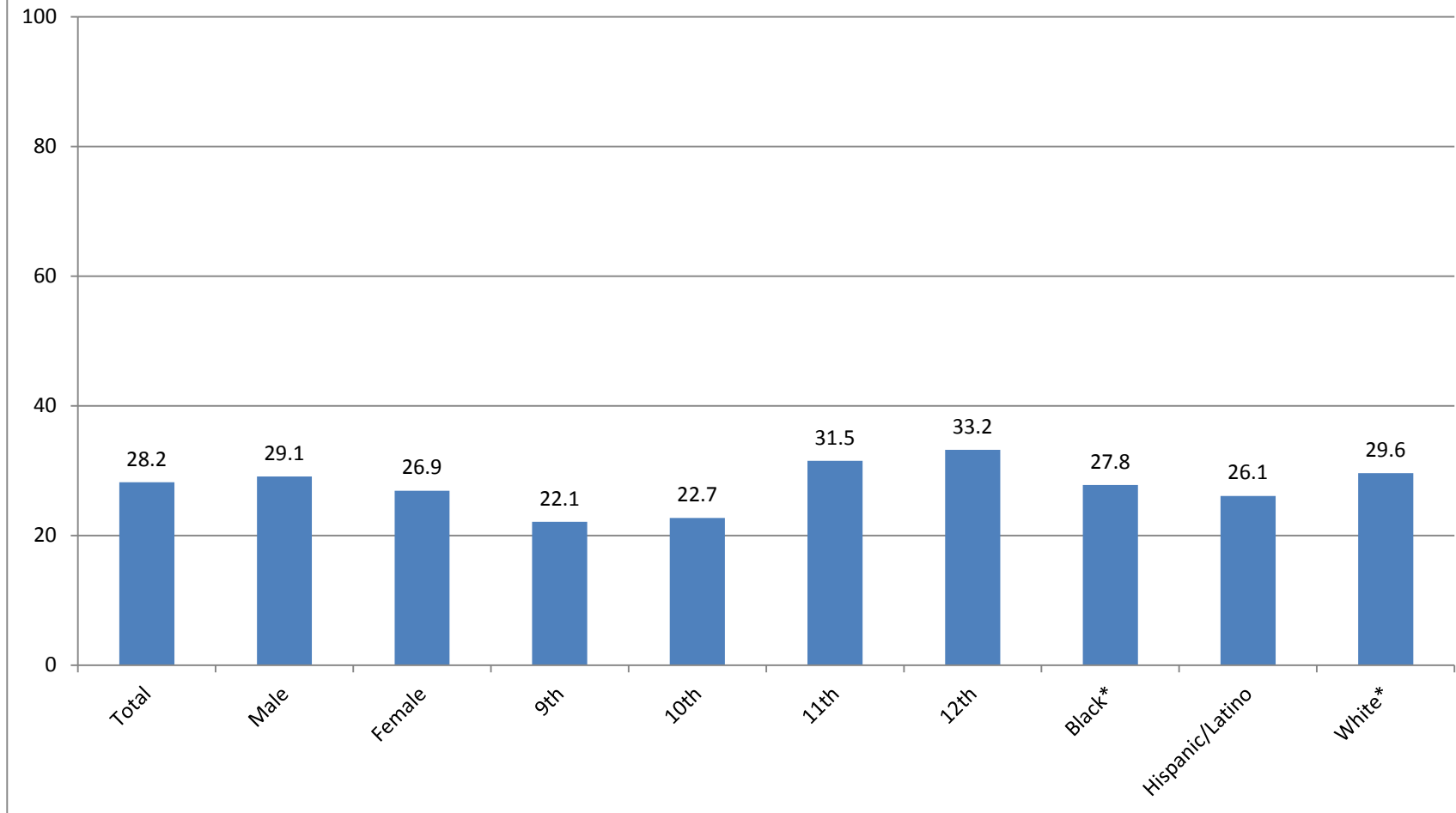
	LIFETIME USE	PAST YEAR USE	PAST MONTH USE	HEAVY USE	PERCEIVED GREAT RISK OF HARM FROM:	
					TRYING	WEEKLY USE
<u>Statewide</u>	47	40	27	14	12	45
<u>Males</u>	50	42	29	18	12	38
<u>Females</u>	45	39	24	11	12	52
<u>Wilmington</u>	51	41	33	19	11	41
<u>Males</u>	56	46	35	22	12	34
<u>Females</u>	46	37	31	16	11	46
<u>New Castle</u>	49	43	29	16	10	43
<u>Males</u>	52	44	31	20	10	35
<u>Females</u>	47	42	27	13	11	50
<u>Kent</u>	44	37	23	11	14	48
<u>Males</u>	45	38	25	14	14	43
<u>Females</u>	43	37	21	7	13	53
<u>Sussex</u>	47	40	26	16	14	46
<u>Males</u>	52	44	30	22	13	37
<u>Females</u>	44	36	22	11	14	54



“Heavy Use” indicates more than six times in the past month.

2011 YOUTH RISK BEHAVIOR SURVEY

Delaware High School Survey Percentage of Students who used marijuana one or more times during the past 30 days



2012 DELAWARE SCHOOL SURVEY

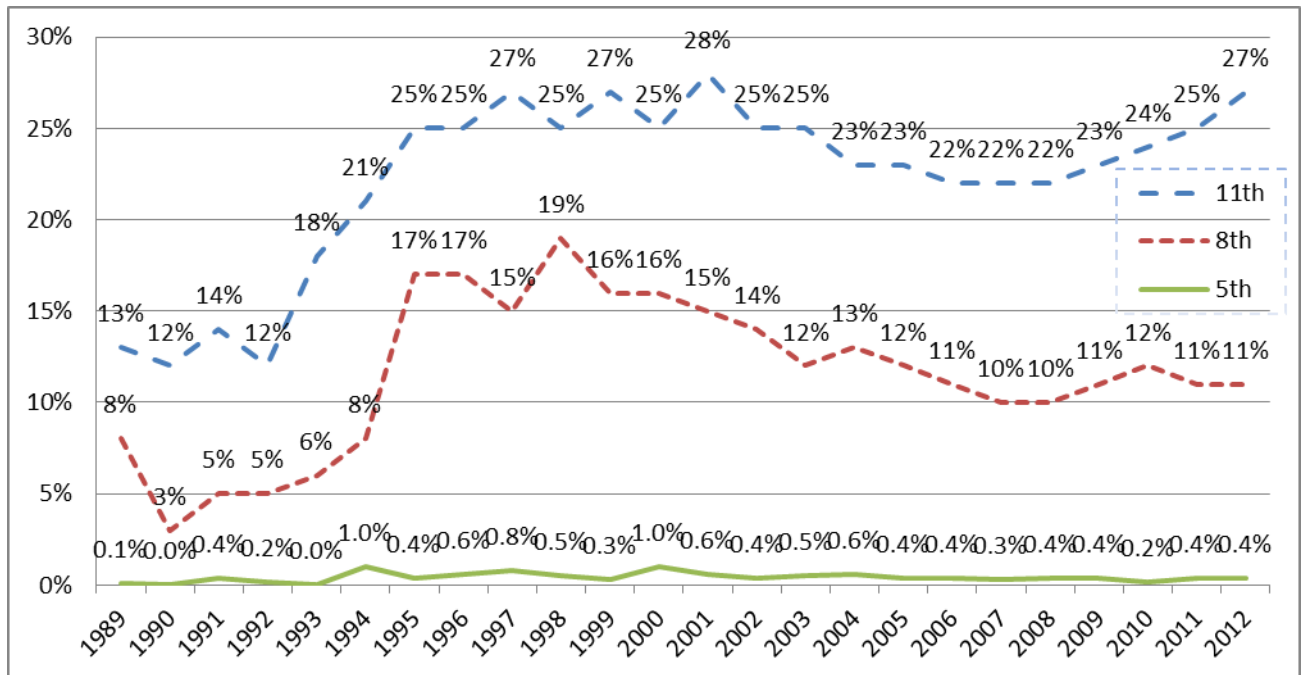
Average Age of Onset for Marijuana Use

8 TH Grade	11 TH Grade
13 years	14.9 years

**B. Marijuana Trends
and
Comparisons to U.S. and Region**

DELAWARE SCHOOL SURVEY

TRENDS IN DELAWARE STUDENTS' MARIJUANA USE BY GRADE
SELF-REPORTED REGULAR USE, 1989-PRESENT

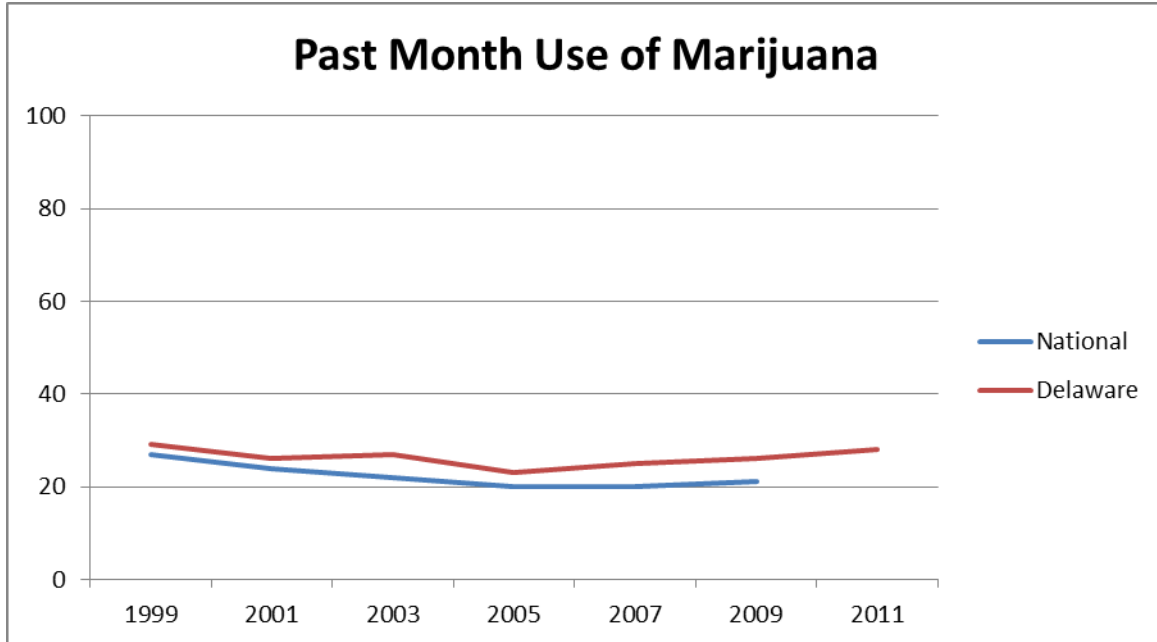


Regular use is defined as reports of about once a month or more often; see note, page 20.

Source: Data Base/DiagnosticsPlus (1989-1993); Department of Public Instruction (1994); Delaware School Survey, Center for Drug and Alcohol Studies, University of Delaware (1995-Present).

These statistics contribute to the National Outcome Measures (NOMs)

YOUTH RISK BEHAVIOR SURVEY—NATIONAL AND DELAWARE



Year	National	Delaware
1999	27	29
2001	24	26
2003	22	27
2005	20	23
2007	20	25
2009	21	26
2011	--	28

Sources: National High School Youth Risk Behavior Survey / Delaware High School Youth Risk Behavior Survey

NATIONAL SURVEY ON DRUG USE AND HEALTH (NSDUH)

Marijuana Use in Past Year, by Age Group and State: 2002-2003 and 2009-2010 NSDUHs

State	AGE GROUP (Years)											
	12 or Older			12-17			18-25			26 or Older		
	2002-2003	2009-2010	<i>p</i> value	2002-2003	2009-2010	<i>p</i> value	2002-2003	2009-2010	<i>p</i> value	2002-2003	2009-2010	<i>p</i> value
Total U.S.	10.78 ^a	11.47	.001	15.38 ^a	13.84	.000	29.13 ^a	30.39	.011	6.95 ^a	7.88	.000
Northeast	11.69 ^a	12.87	.001	16.39 ^a	14.77	.008	33.77 ^b	35.60	.051	7.58 ^a	8.81	.003
Delaware	11.65	12.42	.420	18.20	16.71	.678	33.24	35.65	.343	7.09	8.09	.342
Maryland	10.54	10.09	.600	14.75	13.72	.546	30.31	30.94	.805	6.84	6.12	.441
New Jersey	8.64 ^a	10.62	.012	14.03	13.61	.799	29.40	31.78	.345	5.00 ^a	7.00	.016
Pennsylvania	9.88 ^a	10.97	.046	15.24 ^b	13.62	.098	29.95 ^a	31.43	.291	5.95 ^a	7.29	.034

NOTE: *p* value: Bayes posterior probability of no change..

NOTE: Estimates are based on a survey-weighted hierarchical Bayes estimation approach.

^a Difference between the 2002-2003 estimate and the 2009-2010 estimate is statistically significant at the 0.05 level.

^b Difference between the 2002-2003 estimate and the 2009-2010 estimate is statistically significant at the 0.10 level.

Source: SAMHSA, Office of Applied Studies, National Survey on Drug Use and Health, 2002, 2003, 2009, and 2010.

NATIONAL SURVEY ON DRUG USE AND HEALTH (NSDUH)

Marijuana Use in Past Month, by Age Group and State: 2002-2003 and 2009-2010 NSDUHs

State	AGE GROUP (Years)											
	12 or Older			12-17			18-25			26 or Older		
	2002-2003	2009-2010	<i>p</i> value	2002-2003	2009-2010	<i>p</i> value	2002-2003	2009-2010	<i>p</i> value	2002-2003	2009-2010	<i>p</i> value
Total U.S.	6.18 ^a	6.77	.000	8.03 ^a	7.38	.007	17.17 ^a	18.39	.002	4.01 ^a	4.68	.000
Northeast	6.78 ^a	7.55	.004	8.84	8.43	.329	21.00	21.98	.228	4.26 ^a	5.01	.017
Delaware	6.89	6.98	.898	9.41	8.49	.473	22.06	21.05	.662	3.96	4.48	.487
Maryland	5.73	6.11	.533	7.87	7.07	.492	19.43	19.01	.840	3.27	3.81	.407
New Jersey	5.05	5.66	.280	7.33	7.21	.909	17.89	17.95	.975	2.93	3.58	.287
Pennsylvania	5.64	6.17	.169	8.18	7.40	.283	17.66	19.18	.200	3.37	3.88	.249

NOTE: *p* value: Bayes posterior probability of no change.

NOTE: Estimates are based on a survey-weighted hierarchical Bayes estimation approach.

^a Difference between the 2002-2003 estimate and the 2009-2010 estimate is statistically significant at the 0.05 level.

^b Difference between the 2002-2003 estimate and the 2009-2010 estimate is statistically significant at the 0.10 level.

Source: SAMHSA, Office of Applied Studies, National Survey on Drug Use and Health, 2002, 2003, 2009 and 2010.

NATIONAL SURVEY ON DRUG USE AND HEALTH (NSDUH)

Average Annual Rate of First Use of Marijuana, by Age Group and State: 2002-2003 and 2009-2010 NSDUHs

State	AGE GROUP (Years)											
	12 or Older			12-17			18-25			26 or Older		
	2002-2003	2009-2010	<i>p</i> value	2002-2003	2009-2010	<i>p</i> value	2002-2003	2009-2010	<i>p</i> value	2002-2003	2009-2010	<i>p</i> value
Total U.S.	1.81	1.82	.800	6.57 ^a	5.93	.000	6.82 ^b	7.29	.058	0.13	0.16	.251
Northeast	1.85	1.94	.222	7.10 ^a	6.24	.003	7.75	8.43	.138	.012	.015	.360
Delaware	1.89	2.19	.153	7.94	7.25	.466	7.21	9.24	.121	0.12	0.14	.521
Maryland	1.86	1.83	.879	6.67	5.59	.192	7.16	8.01	.467	0.13	0.12	.875
New Jersey	1.57	1.85	.111	6.62	6.00	.430	5.97 ^a	8.72	.021	0.12	0.15	.514
Pennsylvania	1.72	1.79	.489	6.65 ^b	5.81	.065	7.51	8.27	.272	0.10	0.13	.517

NOTE: *p* value: Bayes posterior probability of no change.

NOTE: Estimates are based on a survey-weighted hierarchical Bayes estimation approach.

^a Difference between the 2002-2003 estimate and the 2009-2010 estimate is statistically significant at the 0.05 level.

^b Difference between the 2002-2003 estimate and the 2009-2010 estimate is statistically significant at the 0.10 level.

Source: SAMHSA, Office of Applied Studies, National Survey on Drug Use and Health, 2002, 2003, 2009 and 2010.

NATIONAL SURVEY OF DRUG USE AND HEALTH (NSDUH)

Average Annual Rate of First Use of Marijuana, by Age Group and State: 2002-2003 and 2009-2010 NSDUHs

State	AGE GROUP (Years)											
	12 or Older			12-17			18-25			26 or Older		
	2002-2003	2009-2010	<i>p</i> value	2002-2003	2009-2010	<i>p</i> value	2002-2003	2009-2010	<i>p</i> value	2002-2003	2009-2010	<i>p</i> value
Total U.S.	1.81	1.82	.800	6.57 ^a	5.93	.000	6.82 ^b	7.29	.058	0.13	0.16	.251
Northeast	1.85	1.94	.222	7.10 ^a	6.24	.003	7.75	8.43	.138	.012	.015	.360
Delaware	1.89	2.19	.153	7.94	7.25	.466	7.21	9.24	.121	0.12	0.14	.521
Maryland	1.86	1.83	.879	6.67	5.59	.192	7.16	8.01	.467	0.13	0.12	.875
New Jersey	1.57	1.85	.111	6.62	6.00	.430	5.97 ^a	8.72	.021	0.12	0.15	.514
Pennsylvania	1.72	1.79	.489	6.65 ^b	5.81	.065	7.51	8.27	.272	0.10	0.13	.517

NOTE: *p* value: Bayes posterior probability of no change.

NOTE: Estimates are based on a survey-weighted hierarchical Bayes estimation approach.

^a Difference between the 2002-2003 estimate and the 2009-2010 estimate is statistically significant at the 0.05 level.

^b Difference between the 2002-2003 estimate and the 2009-2010 estimate is statistically significant at the 0.10 level.

Source: SAMHSA, Office of Applied Studies, National Survey on Drug Use and Health, 2002, 2003, 2009 and 2010.

DELAWARE SCHOOL SURVEY, YOUTH RISK BEHAVIOR SURVEY AND MONITORING THE FUTURE

COMPARISON OF RECENT NATIONAL AND DELAWARE ESTIMATES OF CIGARETTES, ALCOHOL, AND MARIJUANA AMONG HIGH SCHOOL STUDENTS (Percentages)

	Marijuana	
	Past Year	Past Month
2012 11 th Grade Delaware	40	27
2011 11 th Grade Delaware	39	25
2010 11 th Grade Delaware	38	24
2011 9 th -12 th Grade YRBS Delaware	*	28
2009 9 th -12 th Grade YRBS Delaware	*	27
2010 12 th Grade MTF	36	22
2009 12 th Grade MTF	33	24

*No Estimate Available

Sources: 2010-Present Delaware School Survey, Center for Drug and Alcohol Studies, University of Delaware; 2009-2011 Youth Risk Behavior Survey (YRBS), Centers for Disease Control; 2009-2010 Monitoring the Future Study (MTF), University of Michigan

Other Illegal Drugs

A. Other Illegal Drug Prevalence Indicators

NATIONAL SURVEY ON DRUG USE AND HEALTH (NSDUH)

Selected Drug Use in *Delaware*, by Age Group: Percentages, Annual Averages Based on 2009-2010 NSDUHs

Measure	Total 12 or Older	AGE GROUP		
		12-17	18-25	26 or Older
ILLICIT DRUGS				
Past Month Illicit Drug Use¹	8.48	11.33	23.45	5.67
Past Month Use of Illicit Drugs Other Than Marijuana¹	3.66	4.69	8.75	2.70
Past Year Cocaine Use	1.80	0.87	4.88	1.41
Past Year Nonmedical Pain Reliever Use	5.56	6.19	13.70	4.14

NOTE: Estimates are based on a survey-weighted hierarchical Bayes estimation approach.

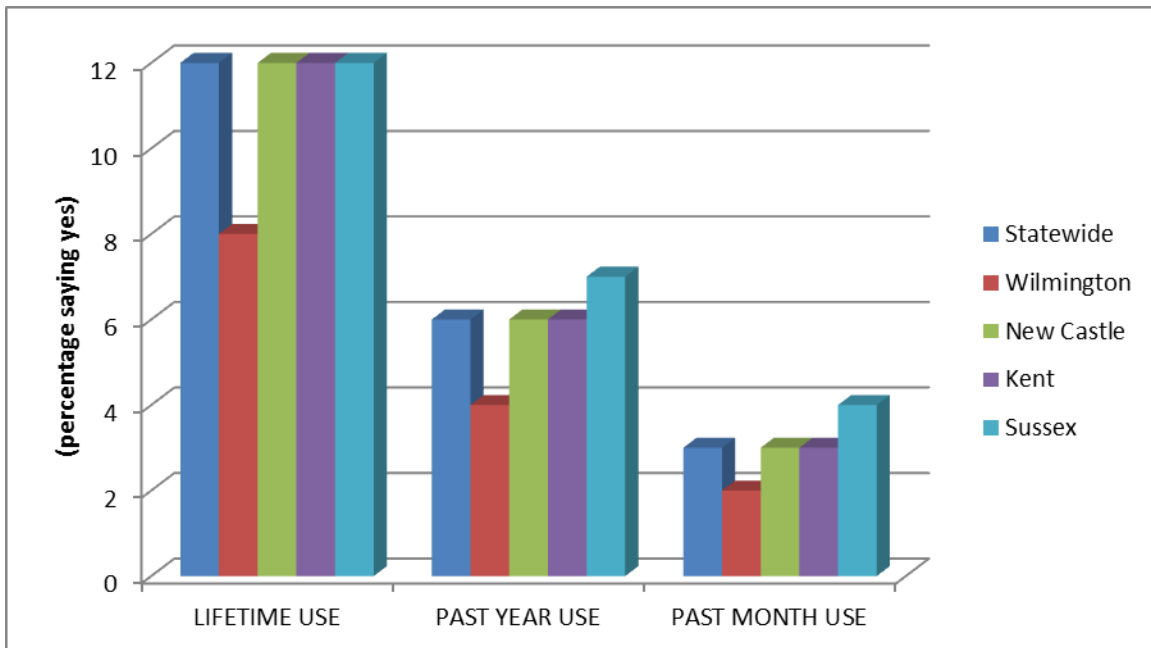
¹ Illicit Drugs include marijuana/hashish, cocaine (including crack), heroin, hallucinogens, inhalants, or prescription-type psychotherapeutics used nonmedically. Illicit Drugs Other Than Marijuana include cocaine (including crack), heroin, hallucinogens, inhalants, or prescription-type psychotherapeutics used nonmedically.

² *Average annual rate* = $100 * \{ [X_1 \div (0.5 * X_1 + X_2)] \div 2 \}$, where X_1 is the number of marijuana initiates in past 24 months and X_2 is the number of persons who never used marijuana. Both of the computation components, X_1 and X_2 , are based on a survey-weighted hierarchical Bayes estimation approach. Note that the age group is based on a respondent's age at the time of the interview, not his or her age at first use.

2012 DELAWARE SCHOOL SURVEY

OTHER ILLEGAL DRUG USE AMONG DELAWARE FIFTH GRADERS (in percentages)

	LIFETIME USE	PAST YEAR USE	PAST MONTH USE
<u>Statewide</u>	12	6	3
<u>Males</u>	11	6	3
<u>Females</u>	12	6	3
<u>Wilmington</u>	8	4	2
<u>Males</u>	7	3	2
<u>Females</u>	8	4	3
<u>New Castle</u>	12	6	3
<u>Males</u>	11	6	3
<u>Females</u>	12	6	3
<u>Kent</u>	12	6	3
<u>Males</u>	11	6	3
<u>Females</u>	13	7	3
<u>Sussex</u>	12	7	4
<u>Males</u>	12	7	5
<u>Females</u>	12	6	3

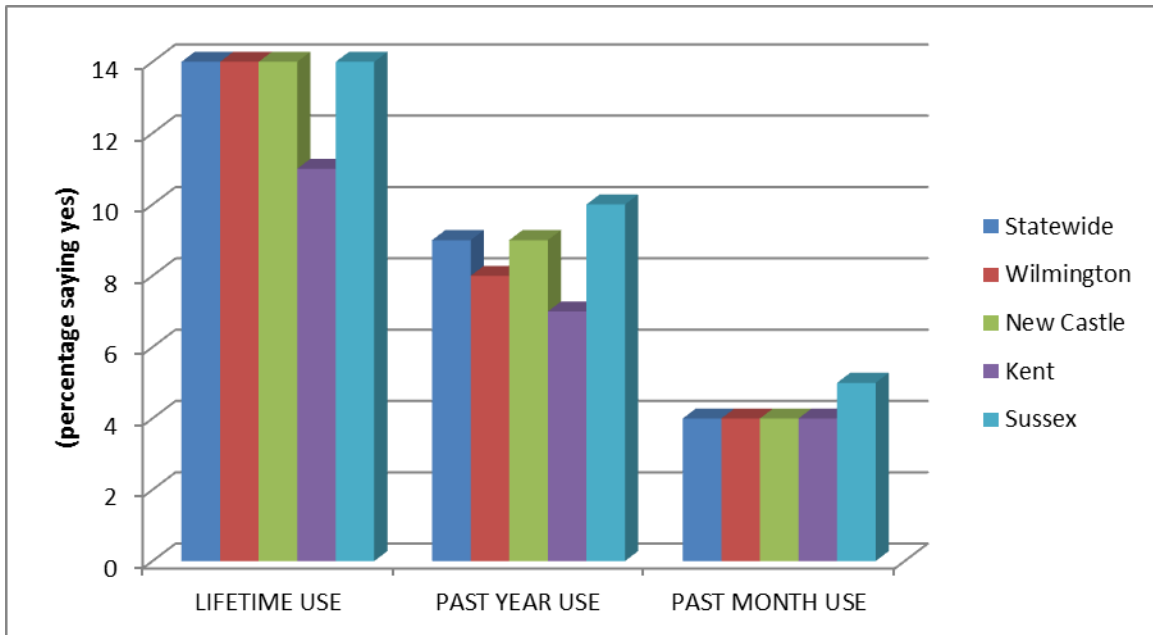


NOTE: Other illegal drugs include prescription downers, prescription uppers, inhalants, hallucinogens, Ritalin (“to get high”), and cocaine

2012 DELAWARE SCHOOL SURVEY

OTHER ILLEGAL DRUG USE AMONG DELAWARE EIGHTH GRADERS (in percentages)

	LIFETIME USE	PAST YEAR USE	PAST MONTH USE
<u>Statewide</u>	14	9	4
<u>Males</u>	12	8	4
<u>Females</u>	14	10	5
<u>Wilmington</u>	14	8	4
<u>Males</u>	14	7	3
<u>Females</u>	15	9	5
<u>New Castle</u>	14	9	4
<u>Males</u>	13	9	4
<u>Females</u>	15	10	5
<u>Kent</u>	11	7	4
<u>Males</u>	10	7	4
<u>Females</u>	12	8	4
<u>Sussex</u>	14	10	5
<u>Males</u>	12	8	4
<u>Females</u>	15	12	5



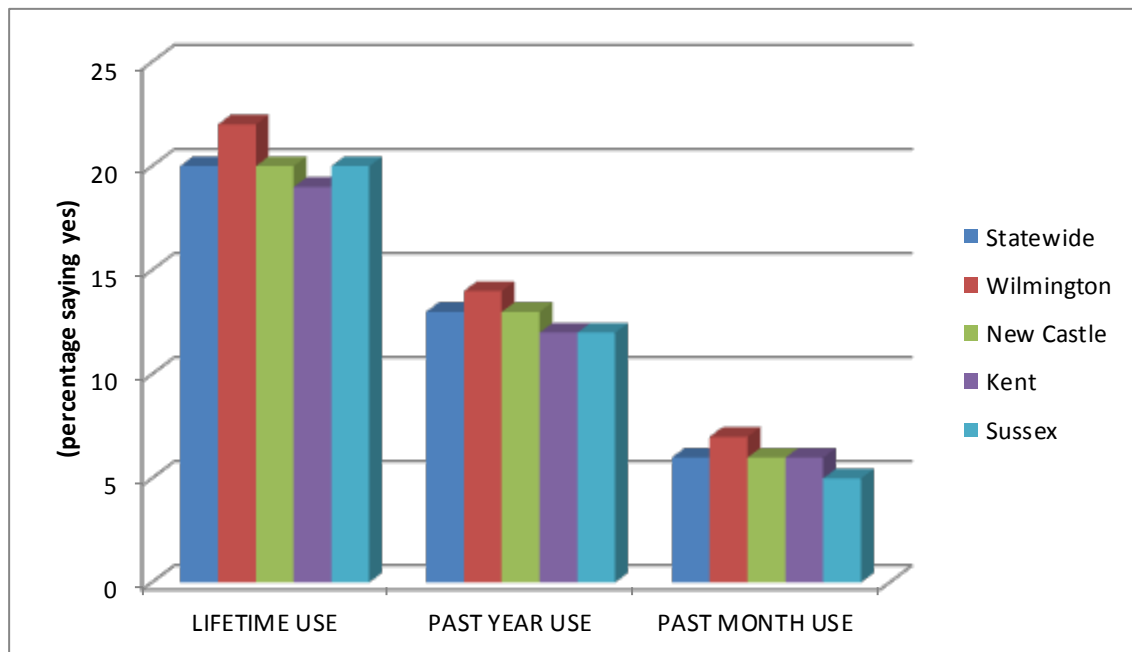
Other illegal drugs include prescription downers, prescription stimulants, inhalants, hallucinogens, crack, cocaine, heroin, Ritalin, painkillers, and designer drugs.

2102 DELAWARE SCHOOL SURVEY

OTHER ILLEGAL DRUG USE AMONG DELAWARE ELEVENTH GRADERS

(in percentages)

	LIFETIME USE	PAST YEAR USE	PAST MONTH USE
<u>Statewide</u>	20	13	6
<u>Males</u>	20	13	6
<u>Females</u>	20	12	5
<u>Wilmington</u>	22	14	7
<u>Males</u>	20	10	4
<u>Females</u>	23	18	9
<u>New Castle</u>	20	13	6
<u>Males</u>	20	13	6
<u>Females</u>	20	13	5
<u>Kent</u>	19	12	6
<u>Males</u>	21	13	6
<u>Females</u>	18	11	5
<u>Sussex</u>	20	12	5
<u>Males</u>	20	14	7
<u>Females</u>	19	11	4

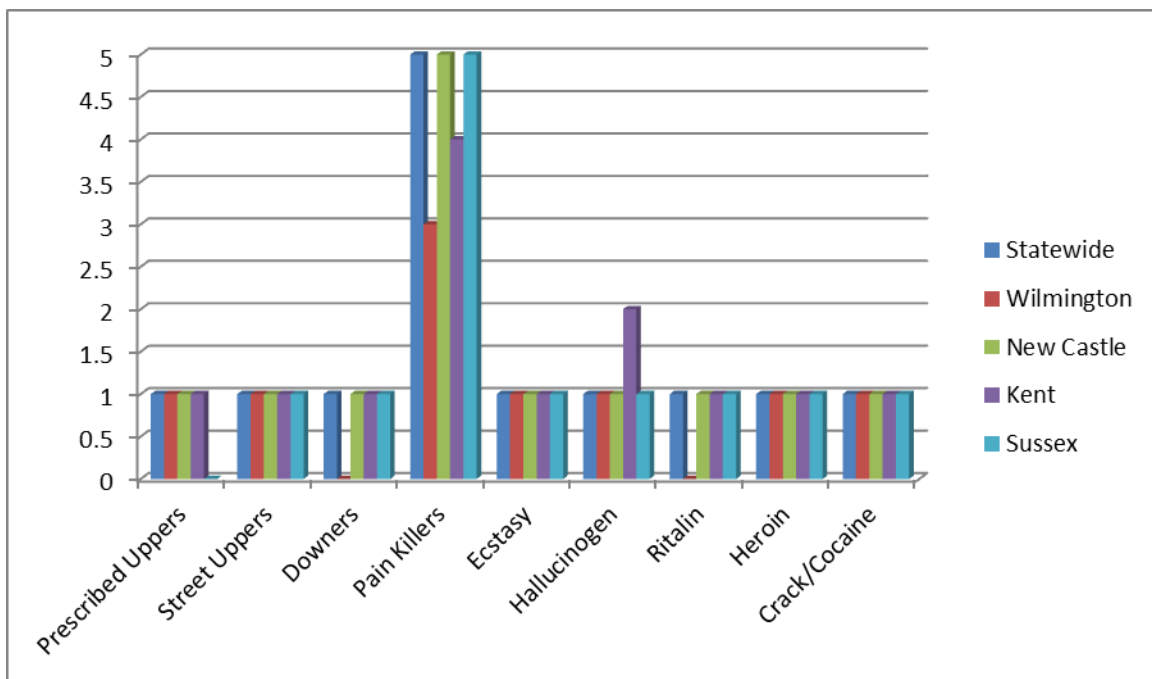


NOTE: Other illegal drugs include prescription downers, prescription stimulants, inhalants, hallucinogens, crack, cocaine, heroin, Ritalin, painkillers, and designer drugs.

2012 DELAWARE SCHOOL SURVEY

PAST YEAR USE OF OTHER ILLEGAL SUBSTANCES AMONG DELAWARE EIGHTH GRADERS

	Prescribed Uppers	Street Uppers	Downers	Pain Killers	Ecstasy	Hallucinogen	Ritalin	Heroin	Crack/Cocaine
STATEWIDE	1	1	1	5	1	1	1	1	1
Males	0	1	1	3	1	1	1	1	1
Females	1	1	1	4	0	1	1	1	1
Wilmington	1	1	0	3	1	1	0	1	1
Males	1	1	1	3	2	2	0	1	1
Females	1	0	0	4	1	0	0	1	1
New Castle	1	1	1	5	1	1	1	1	1
Males	0	1	1	5	1	1	2	1	1
Females	1	1	1	5	0	1	1	1	1
Kent	1	1	1	4	1	2	1	1	1
Males	0	1	2	3	1	2	2	1	2
Females	1	1	1	4	1	1	1	1	1
Sussex	0	1	1	5	1	1	1	1	1
Males	0	0	0	4	0	1	1	0	1
Females	1	1	1	6	1	1	1	1	1

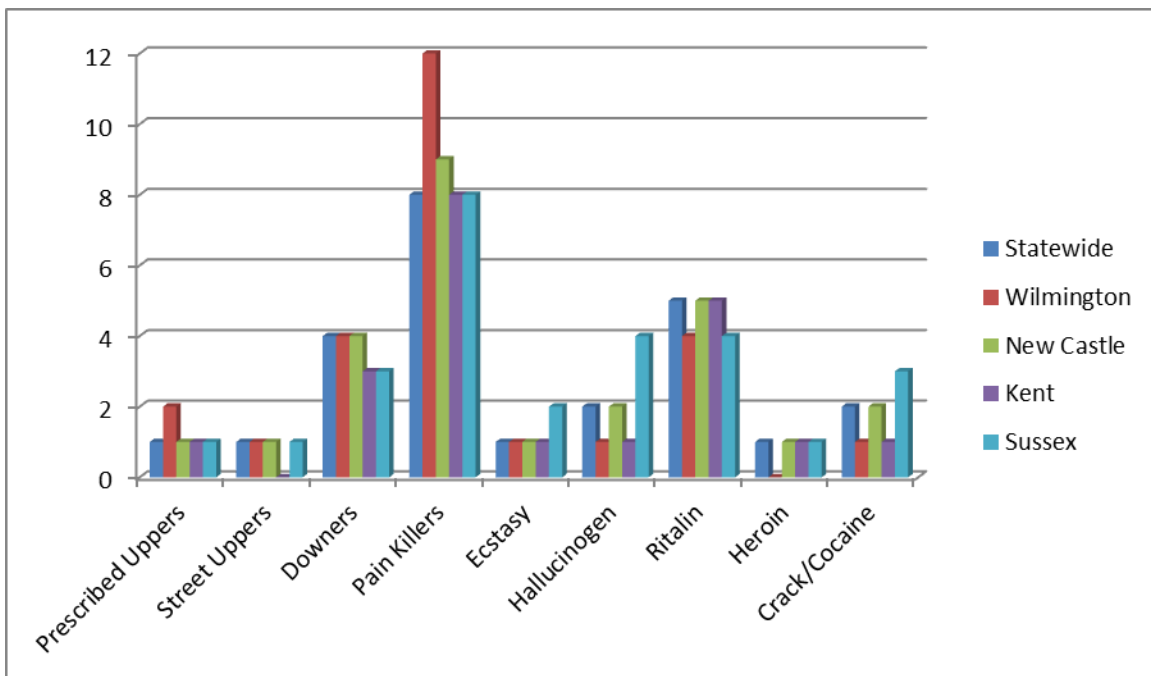


NOTE: "Pain killers" includes OxyContin, Codeine, Percocet, and Tylenol 3 "to get high".
 "Ritalin" includes Ritalin, Adderall, Cylert, and Concerta "to get high".

2012 DELAWARE SCHOOL SURVEY

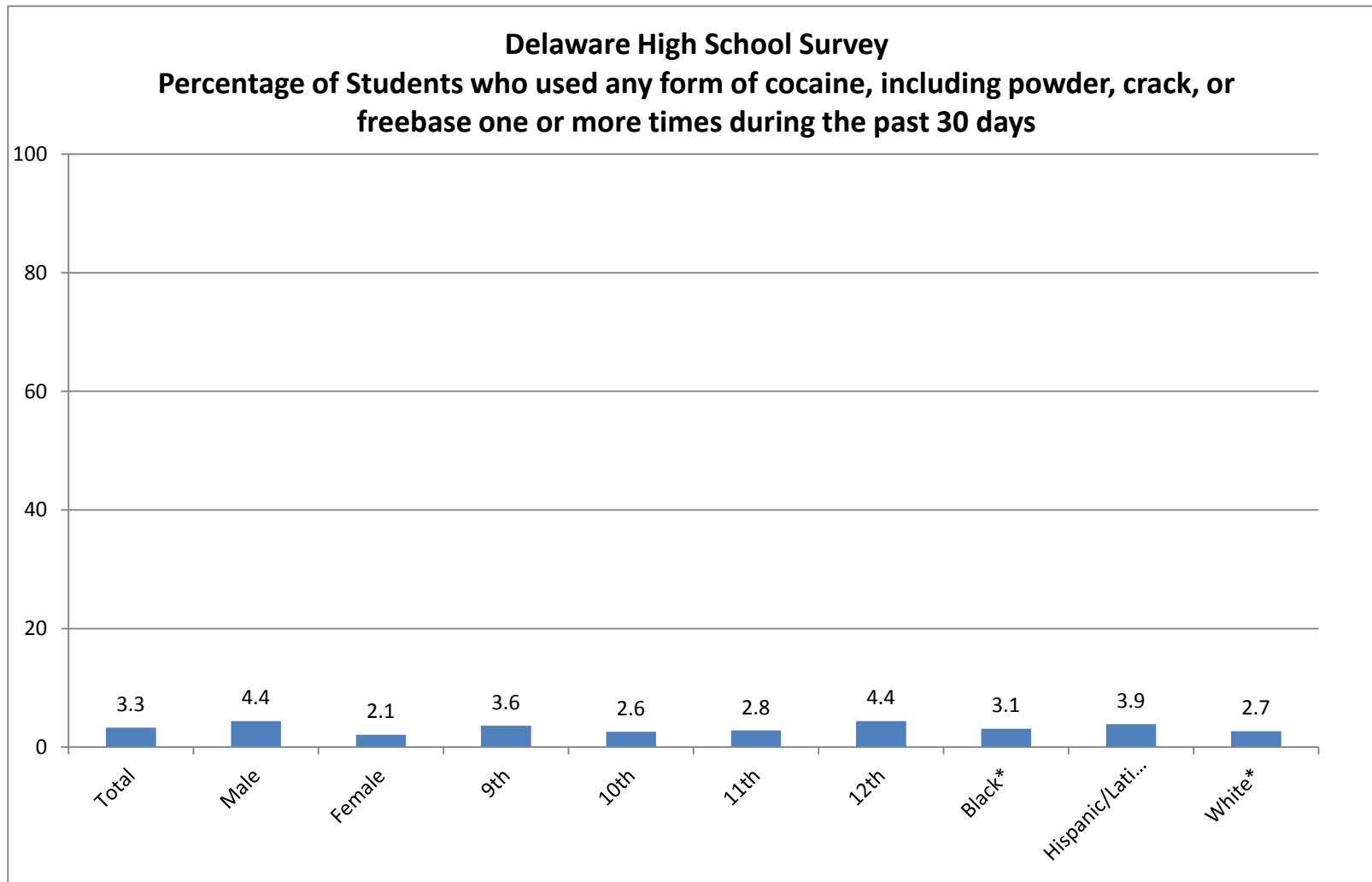
PAST YEAR USE OF OTHER ILLEGAL SUBSTANCES AMONG DELAWARE ELEVENTH GRADERS

	Prescribed Uppers	Street Uppers	Downers	Pain Killers	Ecstasy	Hallucinogen	Ritalin	Heroin	Crack/Cocaine
STATEWIDE	1	1	4	8	1	2	5	1	2
Males	1	1	3	8	2	3	4	1	2
Females	1	1	4	8	1	1	5	0	1
Wilmington	2	1	4	12	1	1	4	0	1
Males	1	1	1	8	1	0	4	0	1
Females	2	1	7	15	1	1	5	1	1
New Castle	1	1	4	9	1	2	5	1	2
Males	1	1	3	9	1	3	4	1	2
Females	1	1	5	9	1	1	5	0	1
Kent	1	0	3	8	1	1	5	1	1
Males	1	0	3	8	2	2	5	1	2
Females	1	1	3	7	1	1	5	1	1
Sussex	1	1	3	8	2	4	4	1	3
Males	1	1	2	8	2	5	2	1	4
Females	2	1	4	8	1	2	5	0	2



NOTE: "Pain killers" includes OxyContin, Codeine, Percocet, and Tylenol 3 "to get high".
 "Ritalin" includes Ritalin, Adderall, Cylert, and Concerta "to get high".

2011 DELAWARE YOUTH RISK BEHAVIOR SURVEY



Weighted Data

*Non-Hispanic

NATIONAL SURVEY OF DRUG USE AND HEALTH (NSDUH)

Cocaine Use in Past Year, by Age Group and State: 2002-2003 and 2009-2010 NSDUHs

State	AGE GROUP (Years)											
	12 or Older			12-17			18-25			26 or Older		
	2002-2003	2009-2010	<i>p</i> value	2002-2003	2009-2010	<i>p</i> value	2002-2003	2009-2010	<i>p</i> value	2002-2003	2009-2010	<i>p</i> value
Total U.S.	2.50 ^a	1.85	.000	1.90 ^a	.98	.000	6.67 ^a	5.00	.000	1.85 ^a	1.41	.000
Northeast	2.52	2.26	.109	1.67 ^a	.96	.000	7.17 ^b	6.34	.065	1.89	1.72	.390
Delaware	2.76 ^a	1.80	.008	1.61 ^a	0.87	.017	7.38 ^a	4.88	.034	2.12 ^b	1.41	.073
Maryland	2.05	1.78	.427	1.38 ^b	0.80	.067	4.80	4.28	.576	1.70	1.48	.577
New Jersey	2.25	2.21	.912	1.78 ^a	.93	.019	6.49	5.99	.666	1.71	1.79	.837
Pennsylvania	2.37	1.96	.113	1.49 ^a	.88	.008	6.62 ^a	5.17	.041	1.79	55	.421

NOTE: *p* value: Bayes posterior probability of no change.

NOTE: Estimates are based on a survey-weighted hierarchical Bayes estimation approach.

^a Difference between the 2002-2003 estimate and the 2009-2010 estimate is statistically significant at the 0.05 level.

^b Difference between the 2002-2003 estimate and the 2009-2010 estimate is statistically significant at the 0.10 level.

Source: SAMHSA, Office of Applied Studies, National Survey on Drug Use and Health, 2002, 2003, 2009 and 2010.

NATIONAL SURVEY OF DRUG USE AND HEALTH (NSDUH)

Nonmedical Use of Pain Relievers in Past Year, by Age Group and State: 2002-2003 and 2009-2010 NSDUHs

State	12 or Older			AGE GROUP (Years)								
				12-17			18-25			26 or Older		
	2002-2003	2009-2010	<i>p</i> value	2002-2003	2009-2010	<i>p</i> value	2002-2003	2009-2010	<i>p</i> value	2002-2003	2009-2010	<i>p</i> value
Total U.S.	4.79	4.89	.483	7.61 ^a	6.43	.000	11.70	11.54	.579	3.20 ^a	3.53	.030
Northeast	4.05 ^a	4.50	.014	6.37 ^a	5.41	.011	11.22	11.99	.113	2.62 ^a	3.13	.019
Delaware	5.12	5.56	.417	7.30	6.19	.273	13.90	13.70	.905	3.33	4.14	.199
Maryland	4.03	4.23	.669	5.95	5.80	.877	10.52	10.17	.804	2.75	3.03	.588
New Jersey	3.61	4.15	.178	5.89	4.95	.315	9.95	11.97	.141	2.42	2.85	.337
Pennsylvania	3.81 ^a	4.40	.050	6.24	5.75	.421	10.86	11.55	.416	2.36 ^a	3.07	.048

NOTE: *p* value: Bayes posterior probability of no change.

NOTE: Estimates are based on a survey-weighted hierarchical Bayes estimation approach.

^a Difference between the 2002-2003 estimate and the 2009-2010 estimate is statistically significant at the 0.05 level.

^b Difference between the 2002-2003 estimate and the 2009-2010 estimate is statistically significant at the 0.10 level.

Source: SAMHSA, Office of Applied Studies, National Survey on Drug Use and Health, 2002, 2003, 2009 and 2010.

NATIONAL SURVEY ON DRUG USE AND HEALTH (NSDUH)

Average Annual Rate of First Use of Marijuana, by Age Group and State: 2002-2003 and 2009-2010 NSDUHs

State	AGE GROUP (Years)											
	12 or Older			12-17			18-25			26 or Older		
	2002-2003	2009-2010	<i>p</i> value	2002-2003	2009-2010	<i>p</i> value	2002-2003	2009-2010	<i>p</i> value	2002-2003	2009-2010	<i>p</i> value
Total U.S.	1.81	1.82	.800	6.57 ^a	5.93	.000	6.82 ^b	7.29	.058	0.13	0.16	.251
Northeast	1.85	1.94	.222	7.10 ^a	6.24	.003	7.75	8.43	.138	.012	.015	.360
Delaware	1.89	2.19	.153	7.94	7.25	.466	7.21	9.24	.121	0.12	0.14	.521
Maryland	1.86	1.83	.879	6.67	5.59	.192	7.16	8.01	.467	0.13	0.12	.875
New Jersey	1.57	1.85	.111	6.62	6.00	.430	5.97 ^a	8.72	.021	0.12	0.15	.514
Pennsylvania	1.72	1.79	.489	6.65 ^b	5.81	.065	7.51	8.27	.272	0.10	0.13	.517

Illicit Drug Use Other Than Marijuana in Past Month, by Age Group and State: 2002-2003 and 2009-2010 NSDUHs

State	AGE GROUP (Years)											
	12 or Older			12-17			18-25			26 or Older		
	2002-2003	2009-2010	<i>p</i> value	2002-2003	2009-2010	<i>p</i> value	2002-2003	2009-2010	<i>p</i> value	2002-2003	2009-2010	<i>p</i> value
Total U.S.	3.73	3.60	.287	5.70 ^a	4.52	.000	8.17	8.16	.981	2.68	2.69	.930
Northeast	3.38	3.65	.160	5.35 ^a	4.02	.000	8.51	8.96	.333	2.31 ^b	2.71	.087
Delaware	3.91	3.66	.593	6.02	4.69	.171	10.12	8.75	.327	2.58	2.70	.825
Maryland	3.44	3.20	.589	4.87	4.25	.480	7.66	6.44	.292	2.58	2.52	.917
New Jersey	3.40	3.33	.878	5.15 ^b	3.56	.062	9.12	8.26	.498	2.36	2.54	.728
Pennsylvania	3.44	3.21	.431	5.51 ^a	4.07	.011	8.04	7.99	.946	2.43	2.33	.756

NOTE: *p* value: Bayes posterior probability of no change.

NOTE: Estimates are based on a survey-weighted hierarchical Bayes estimation approach.

^a Difference between the 2002-2003 estimate and the 2009-2010 estimate is statistically significant at the 0.05 level.

^b Difference between the 2002-2003 estimate and the 2009-2010 estimate is statistically significant at the 0.10 level.

Source: SAMHSA, Office of Applied Studies, National Survey on Drug Use and Health, 2002, 2003, 2009 and 2010.

B. Trends and Comparisons of Use of Other Illegal Drugs

DELAWARE SCHOOL SURVEY

TRENDS IN MONTHLY USE OF OTHER ILLEGAL DRUGS AMONG DELAWARE EIGHTH GRADERS 1989-PRESENT (Percentages)

	1989	1990	1991	1992	1993	1994	1995	1996	1997	1998	1999	2000	2001	2002	2003	2004	2005	2006	2007	2008	2009	2010	2011	2012
Inhalants ^d	2	2	2	1	2	2	9	6	9	8	5	6	5	5	6	6	2	2	2	2	1	2	1	1
Hallucinogens	1	-	1	1	1	1	2	2	1	1	2	2	1	-	-	-	-	-	-	-	-	-	-	-
Stimulants	4	2	2	2	2	2	2	1	2	2	2	2	1	1	1	1	1	-	-	-	-	-	-	-
Cocaine	1	-	1	-	-	1	1	1	1	-	-	-	-	-	-	-	-	-	-	-	-	-	-	-
Heroin ^{ab}	n a	n a	n a	n a	n a	n a	n a	n a	1 a	1 a	-	1 a	-	-	-	-	-	-	-	-	-	-	-	-
Designer Drugs/ Ecstasy ^{ab}	n a	n a	n a	n a	n a	n a	-	1 a	1 a	-	-	1 a	1 a	-	-	-	-	-	-	-	-	-	-	-
Ritalin ^{ac}	n a	n a	n a	n a	n a	n a	n a	n a	n a	n a	n a	n a	2 a	1 a	1 a	1 a	1 a	1 a	1 a	1 a	1 a	1 a	-	1 a
Painkillers ^{ac}	n a	n a	n a	n a	n a	n a	n a	n a	n a	n a	n a	n a	n a	n a	3 a	2 a	3 a	2 a	3 a	2 a	2 a	2 a	2 a	1 a

Note: (-) indicates less than one-half of one percent.

^a(na) indicates question was not asked that year.

^b Through 1999, the question asked about “designer drugs (XTC, Special K & Roche)”; from 2000 on the question asked explicitly about ecstasy.

^cRitalin question added 2001. Painkillers question added 2002.

^dInhalant question altered in 2005 and 2006.

Source: Data Base/DiagnosticsPlus (1989-1993); Department of Public Instruction (1994); Delaware

School Survey, Center for Drug and Alcohol Studies, University of Delaware (1995-Present).

DELAWARE SCHOOL SURVEY

TRENDS IN MONTHLY USE OF OTHER ILLEGAL DRUGS AMONG DELAWARE ELEVENTH GRADERS 1989-PRESENT (Percentages)

	1989	1990	1991	1992	1993	1994	1995	1996	1997	1998	1999	2000	2001	2002	2003	2004	2005	2006	2007	2008	2009	2010	2011	2012	
Inhalants ^d	3	2	1	2	1	4	2	3	3	2	3	3	3	2	2	2	1	1	-	1	-	-	-	-	
Hallucinogens	2	1	3	2	3	4	3	3	3	3	2	2	2	1	-	-	1	1	1	-	-	-	1	-	
Stimulants	3	2	3	3	3	4	2	2	4	3	2	3	2	1	2	1	1	1	-	-	1	-	-	-	
Cocaine	3	2	1	1	-	1	1	2	2	2	1	1	1	-	1	-	1	1	1	1	1	-	-	-	
Heroin ^{ab}	1	-	1	-	-	n a	1	1	1	1	-	-	-	-	-	-	-	-	-	-	-	-	-	-	
Designer Drugs/ Ecstasy ^{ab}	n a	n a	n a	n a	n a	n a	-	1	1	1	1	3	2	1	-	-	-	-	-	-	-	-	-	-	
Ritalin ^{ac}	n a	n a	n a	n a	n a	n a	n a	n a	n a	n a	n a	n a	2 a	2 a	3 a	2 a	2 a	2 a	2 a	2 a	2 a	2 a	2 a	1 a	
Painkillers ^{ac}	n a	n a	n a	n a	n a	n a	n a	n a	n a	n a	n a	n a	n a	n a	4 a	4 a	4 a	4 a	4 a	4 a	4 a	4 a	4 a	3 a	3 a

Note: (-) indicates less than one-half of one percent.

^a(na) indicates question was not asked that year.

^b Through 1999, the question asked about “designer drugs (XTC, Special K & Roche)”; from 2000 on the question asked explicitly about ecstasy.

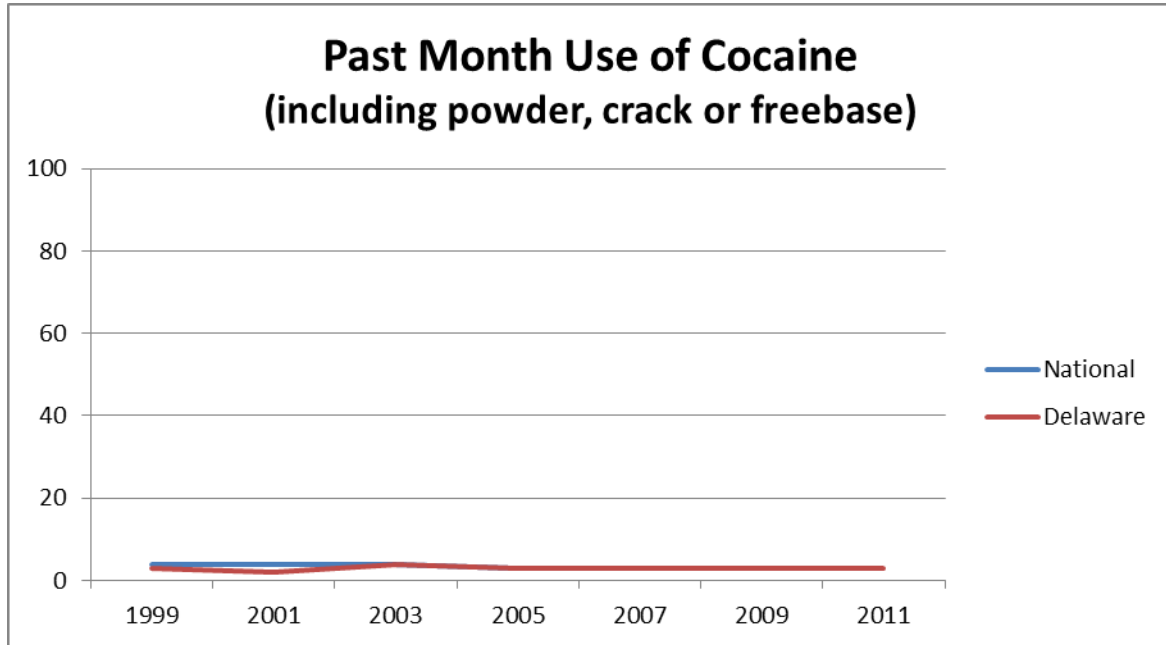
^cRitalin question added 2001. Painkillers question added 2002.

^dInhalant question altered in 2005 and 2006.

Source: Data Base/DiagnosticsPlus (1989-1993); Department of Public Instruction (1994); Delaware

School Survey, Center for Drug and Alcohol Studies, University of Delaware (1995-Present).

YOUTH RISK BEHAVIOR SURVEY



Year	National	Delaware
1999	4	3
2001	4	2
2003	4	4
2005	3	3
2007	3	3
2009	3	3
2011	--	3

Sources: National High School Youth Risk Behavior Survey / Delaware High School Youth Risk Behavior Survey

NATIONAL SURVEY OF DRUG USE AND HEALTH (NSDUH)

Illicit Drug Use in Past Month, by Age Group and State: 2002-2003 and 2009-2010 NSDUHs

State	AGE GROUP (Years)											
	12 or Older			12-17			18-25			26 or Older		
	2002-2003	2009-2010	<i>p</i> value	2002-2003	2009-2010	<i>p</i> value	2002-2003	2009-2010	<i>p</i> value	2002-2003	2009-2010	<i>p</i> value
Total U.S.	8.25 ^a	8.82	.002	11.44 ^a	10.12	.000	20.24 ^a	21.46	.003	5.72 ^a	6.46	.000
Northeast	8.45 ^a	9.49	.001	11.87 ^a	10.50	.006	23.71	24.77	.226	5.58 ^a	6.79	.002
Delaware	8.74	8.48	.740	13.54	11.54	.213	25.77	23.45	.310	5.19	5.67	.578
Maryland	7.57	8.11	.411	10.76	10.12	.644	22.02 ^b	21.44	.798	4.85	5.61	.347
New Jersey	6.97	7.33	.624	10.42	8.83	.222	21.36	20.28	.618	4.48	5.14	.414
Pennsylvania	7.50 ^b	7.99	.306	11.28 ^a	9.51	.030	20.54 ^a	21.70	.353	4.91	5.55	.259

NOTE: *p* value: Bayes posterior probability of no change.

NOTE: Estimates are based on a survey-weighted hierarchical Bayes estimation approach.

^a Difference between the 2002-2003 estimate and the 2009-2010 estimate is statistically significant at the 0.05 level.

^b Difference between the 2002-2003 estimate and the 2009-2010 estimate is statistically significant at the 0.10 level.

Source: SAMHSA, Office of Applied Studies, National Survey on Drug Use and Health, 2002, 2003, 2009 and 2010.

Context and Corollary Behaviors of Substance Use

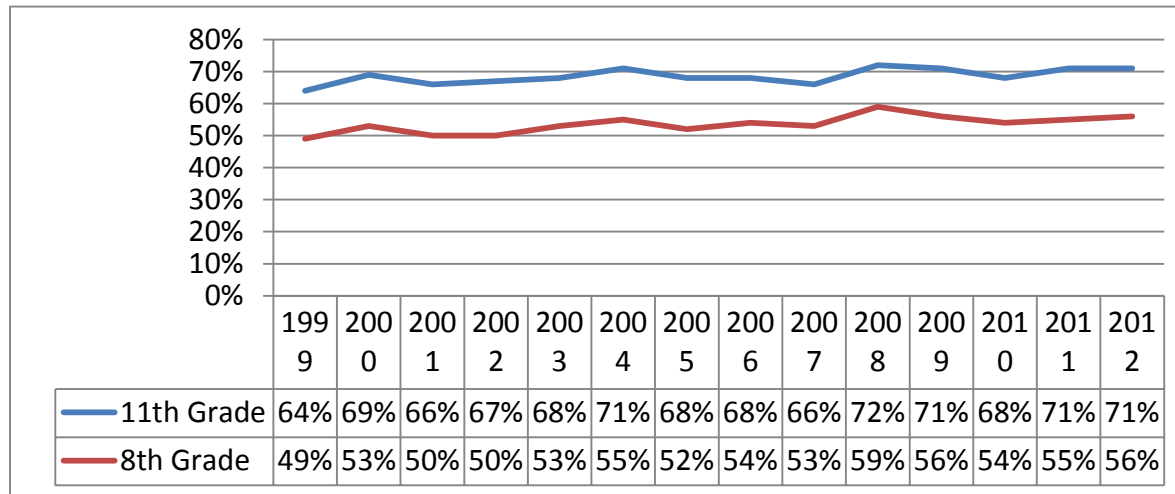
Past Year Factors of Substance Use 2012 Delaware School Surveys of 8th and 11th Graders

Variable	8 th Grade	11 th Grade
Perceived Great Risk in:		
Smoking one or more packs of cigarettes a day	78%	88%
Having one or two drinks of alcohol nearly every day	77%	87%
Smoking marijuana regularly	75%	78%
Personal Disapproval of:		
Smoking one or more packs of cigarettes a day	91%	88%
Having one or two drinks of alcohol nearly every day	78%	63%
Smoking marijuana regularly	84%	63%
Parents Know Where Student is When Not in School	90%	84%

Source: 2012 Delaware School Survey, Center for Drug and Alcohol Studies, University of Delaware.

DELAWARE SCHOOL SURVEY

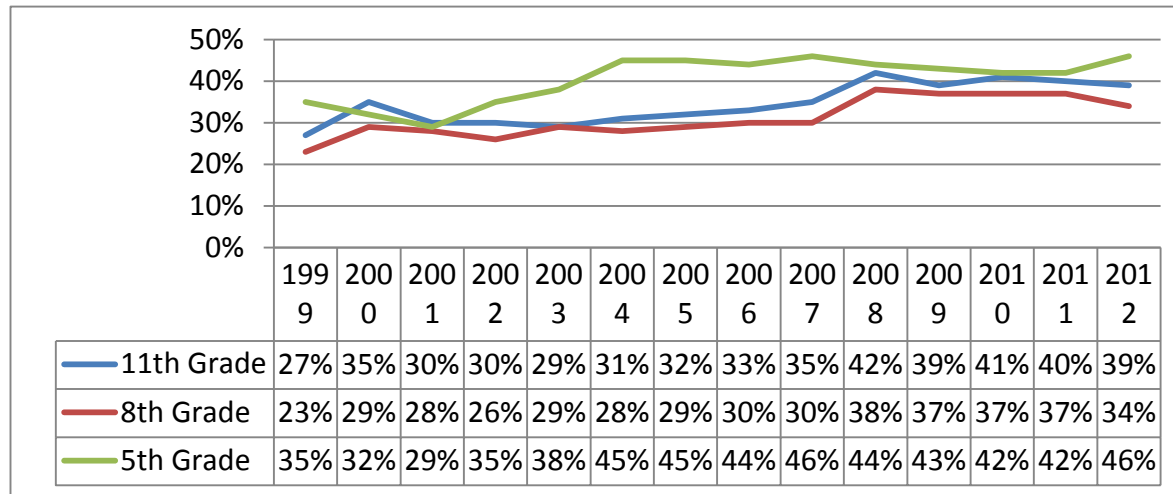
Perceived Risk in Smoking a Pack of Cigarettes Daily



Source: Delaware School Survey, Center for Drug and Alcohol Studies, University of Delaware Center for Drug & Alcohol Studies

DELAWARE SCHOOL SURVEY

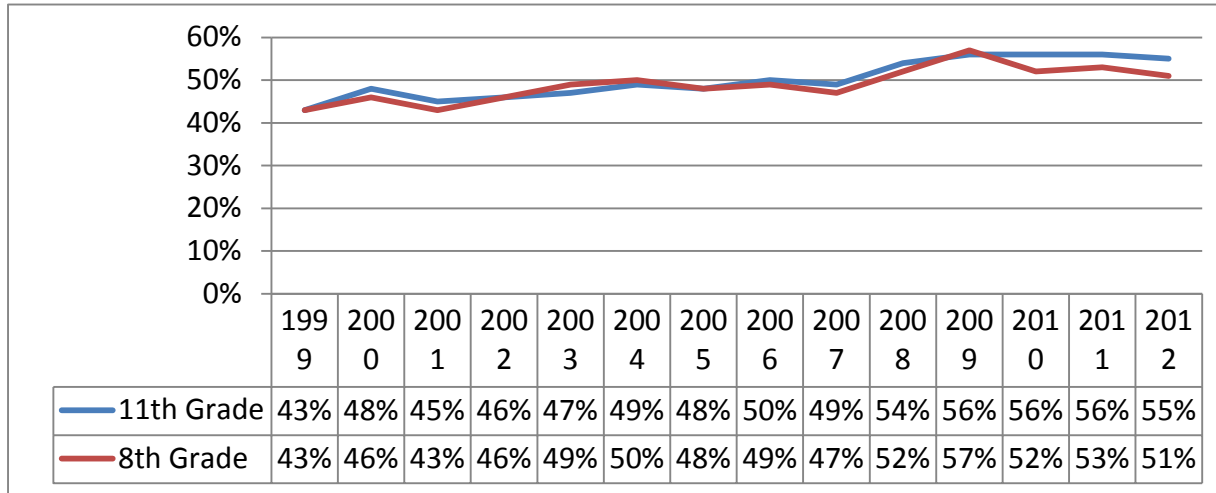
Perceived Risk in Drinking Daily



Source: Delaware School Survey, Center for Drug and Alcohol Studies, University of Delaware Center for Drug & Alcohol Studies

DELAWARE SCHOOL SURVEY

Perceived Risk in Binge Drinking

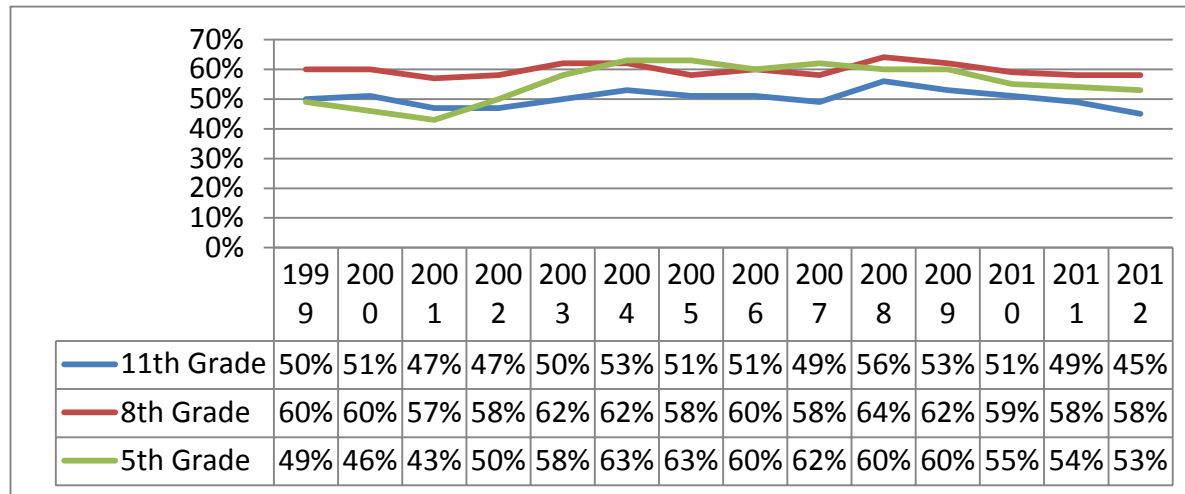


NOTE: Binge drinking is defined as three or more drinks at a time.

Source: Delaware School Survey, Center for Drug and Alcohol Studies, University of Delaware Center for Drug & Alcohol Studies

DELAWARE SCHOOL SURVEY

Perceived Risk in Using Marijuana Weekly



Source: Delaware School Survey, Center for Drug and Alcohol Studies, University of Delaware Center for Drug & Alcohol Studies

NATIONAL SURVEY OF DRUG USE AND HEALTH (NSDUH)

Perceptions of Great Risk of Having Five or More Drinks of an Alcoholic Beverage Once or Twice a Week, by Age Group and State: 2002-2003 and 2009-2010 NSDUHs

State	AGE GROUP (Years)											
	12 or Older			12-17			18-25			26 or Older		
	2002-2003	2009-2010	<i>p</i> value	2002-2003	2009-2010	<i>p</i> value	2002-2003	2009-2010	<i>p</i> value	2002-2003	2009-2010	<i>p</i> value
Total U.S.	42.04	42.59	.144	38.36 ^a	40.02	.000	32.56 ^b	33.44	.062	44.20	44.50	.525
Northeast	39.65	40.52	.215	36.76 ^a	38.66	.024	28.81 ^a	30.82	.013	41.75	42.37	.471
Delaware	39.62	40.74	.561	39.63	38.96	.781	29.37	32.31	.242	41.39	42.34	.692
Maryland	41.88	43.75	.358	38.85	42.35	.161	35.09	35.95	.728	43.37	45.24	.463
New Jersey	44.79	41.49	.144	38.38	36.91	.543	34.09	32.88	.628	47.14	43.38	.142
Pennsylvania	37.29 ^b	39.26	.098	35.40 ^b	38.13	.052	26.27 ^a	29.89	.005	39.32	40.94	.281

NOTE: *p* value: Bayes posterior probability of no change.

NOTE: Binge Alcohol Use is defined as drinking five or more drinks on the same occasion (i.e., at the same time or within a couple hours of each other) on at least 1 day in the past 30 days.

NOTE: Estimates are based on a survey-weighted hierarchical Bayes estimation approach.

^a Difference between the 2002-2003 estimate and the 2009-2010 estimate is statistically significant at the 0.05 level.

^b Difference between the 2002-2003 estimate and the 2009-2010 estimate is statistically significant at the 0.10 level.

Source: SAMHSA, Office of Applied Studies, National Survey on Drug Use and Health, 2002, 2003, 2009 and 2010.

NATIONAL SURVEY OF DRUG USE AND HEALTH (NSDUH)

Perceptions of Great Risk of Smoking One or More Packs of Cigarettes Per Day, by Age Group and State: 2002-2003 and 2009-2010 NSDUHs

State	AGE GROUP (Years)											
	12 or Older			12-17			18-25			26 or Older		
	2002-2003	2009-2010	<i>p</i> value	2002-2003	2009-2010	<i>p</i> value	2002-2003	2009-2010	<i>p</i> value	2002-2003	2009-2010	<i>p</i> value
Total U.S.	71.27	71.21	.853	63.67 ^a	65.41	.000	65.46	65.15	.476	73.33	72.99	.428
Northeast	72.37 ^b	73.50	.075	64.05 ^a	68.09	.000	66.33	67.01	.433	74.39	75.23	.272
Delaware	71.47	73.29	.288	63.20	66.85	.123	64.70	66.11	.556	73.70	75.24	.456
Maryland	71.76 ^b	74.90	.071	65.27	65.98	.764	63.95 ^a	69.66	.020	73.89	76.89	.157
New Jersey	75.17	73.89	.442	64.03	67.23	.165	66.84	68.95	.394	77.79	75.46	.253
Pennsylvania	68.77	68.78	.992	62.31	63.44	.417	61.54	61.85	.839	70.77	70.55	.874

NOTE: *p* value: Bayes posterior probability of no change.

NOTE: Estimates are based on a survey-weighted hierarchical Bayes estimation approach.

^a Difference between the 2002-2003 estimate and the 2009-2010 estimate is statistically significant at the 0.05 level.

^b Difference between the 2002-2003 estimate and the 2009-2010 estimate is statistically significant at the 0.10 level.

Source: SAMHSA, Office of Applied Studies, National Survey on Drug Use and Health, 2002, 2003, 2009 and 2010.

NATIONAL SURVEY ON DRUG USE AND HEALTH (NSDUH)

Perceptions of Great Risk of Smoking Marijuana Once a Month, by Age Group and State: 2002-2003 and 2009-2010 NSDUHs

State	AGE GROUP (Years)											
	12 or Older			12-17			18-25			26 or Older		
	2002-2003	2009-2010	<i>p</i> value	2002-2003	2009-2010	<i>p</i> value	2002-2003	2009-2010	<i>p</i> value	2002-2003	2009-2010	<i>p</i> value
Total U.S.	39.05 ^a	33.57	.000	33.66 ^a	29.93	.000	24.19 ^a	19.24	.000	42.38 ^a	36.52	.000
Northeast	36.36 ^a	31.35	.000	30.73 ^a	26.17	.000	20.56 ^a	16.00	.000	39.58 ^a	34.55	.000
Delaware	37.95 ^a	30.69	.000	30.07	28.07	.401	22.13 ^a	15.46	.000	41.69 ^a	33.51	.000
Maryland	35.62	33.01	.222	30.86 ^b	26.54	.087	22.51 ^a	16.80	.004	38.35	36.55	.503
New Jersey	41.79 ^a	34.07	.000	35.58 ^a	26.87	.000	23.13 ^a	17.03	.002	42.25 ^a	37.57	.004
Pennsylvania	40.78 ^a	32.93	.000	32.97 ^a	29.41	.012	21.48 ^a	16.62	.000	44.91 ^a	36.03	.000

NOTE: *p* value: Bayes posterior probability of no change..

NOTE: Estimates are based on a survey-weighted hierarchical Bayes estimation approach.

^a Difference between the 2002-2003 estimate and the 2009-2010 estimate is statistically significant at the 0.05 level.

^b Difference between the 2002-2003 estimate and the 2009-2010 estimate is statistically significant at the 0.10 level.

Source: SAMHSA, Office of Applied Studies, National Survey on Drug Use and Health, 2002, 2003, 2009 and 2010.

DELAWARE SCHOOL SURVEY

LOCATION OF SMOKING MARIJUANA REPORTED BY 8th and 11th GRADERS

In the past 30 days if you used marijuana, where did you sometimes smoke	8 th Grade			11 th Grade		
	Males	Females	Overall	Males	Females	Overall
Own home	4	3	4	10	7	8
Someone else's home	7	7	7	16	16	16
In school	1	0	0	2	1	1
On school grounds	1	0	1	4	2	3
In a restraint or club	0	0	0	1	0	1
In a car	4	4	4	15	13	14
Outside (i.e. street parking lot, public park)	8	7	7	16	12	14

Source: 2008 Delaware School Survey

SMOKING MARIJUANA COMPANIONS REPORTED BY 8th and 11th Graders

In the past 30 days if you used marijuana, with whom did you use it?	8 th Grade			11 th Grade		
	Males	Females	Overall	Males	Females	Overall
Brother(s) or sister(s)	3	3	3	6	7	7
Adult family member	1	1	1	3	3	3
Friends from school	8	7	7	24	20	22
Friends NOT from school	8	7	8	18	16	17
Used alone	4	2	3	10	7	9

Source: 2012 Delaware School Survey

DELAWARE SCHOOL SURVEY

LOCATION OF DRINKING ALCOHOL REPORTED BY 8th and 11th GRADERS

In the past 30 days if you used alcohol, where did you sometimes drink	8 th Grade			11 th Grade		
	Males	Females	Overall	Males	Females	Overall
Own home with parents knowing	6	7	7	9	10	9
Own home without parents knowing	7	10	9	11	10	11
Someone else's home	12	17	14	31	32	32
In school	1	1	1	2	2	2
On school grounds	1	1	1	2	1	2
In a restraint or club	1	2	2	3	4	4
In a car	3	4	4	9	9	9
Outside (i.e. street parking lot, public park)	7	8	8	11	8	9

Source: 2008 Delaware School Survey

DRINKING COMPANIONS REPORTED BY 8th and 11th Graders

In the past 30 days if you used alcohol, with whom did you use it?	8 th Grade			11 th Grade		
	Males	Females	Overall	Males	Females	Overall
Brother(s) or sister(s)	4	5	4	7	8	8
Adult family member	5	7	6	9	10	9
Friends from school	6	9	7	23	25	24
Friends from neighborhood	5	6	6	14	10	12
Co-workers	0	0	0	2	2	2
Boyfriend or girlfriend	2	4	3	7	12	9
Drank alone	5	6	6	6	7	6

Source: 2012 Delaware School Survey

Consequences of Substance Use

NATIONAL SURVEY ON DRUG USE AND HEALTH (NSDUH)--ALCOHOL DEPENDENCE/ABUSE

Past Year Substance Dependence or Abuse, Needing But Not Receiving Treatment, Serious Psychological Distress, and Having at Least One Major Depressive Episode in Delaware, by Age Group: Estimated Numbers (in Thousands) and Percentages, Annual Averages Based on 2009-2010 NSDUHs

Measure	Total 12 or Older	AGE GROUP		
		12-17	18-25	26 or Older
Population Estimates				
PAST YEAR DEPENDENCE, ABUSE, AND TREATMENT⁶				
Alcohol Dependence	24	1	6	16
Alcohol Dependence or Abuse	53	3	16	34
Alcohol or Illicit Drug Dependence or Abuse ¹	65	5	21	39
Needing But Not Receiving Treatment for Alcohol Use ⁸	49	3	15	31
SERIOUS PSYCHOLOGICAL DISTRESS⁹	--	--	--	--
HAVING AT LEAST ONE MAJOR DEPRESSIVE EPISODE¹⁰	--	6	10	36

Percentages

PAST YEAR DEPENDENCE, ABUSE, AND TREATMENT⁶				
Alcohol Dependence	3.20	1.92	6.69	2.78
Alcohol Dependence or Abuse	7.27	4.76	16.65	6.02
Alcohol or Illicit Drug Dependence or Abuse ¹	8.91	7.89	22.02	6.87
Needing But Not Receiving Treatment for Alcohol Use ⁸	6.69	4.40	15.64	5.49
SERIOUS PSYCHOLOGICAL DISTRESS⁹	--	--	--	--
HAVING AT LEAST ONE MAJOR DEPRESSIVE EPISODE¹⁰	--	9.02	10.39	6.36

-- Not available.

NOTE: Estimates are based on a survey-weighted hierarchical Bayes estimation approach.

^{1 6} Dependence or abuse is based on definitions found in the 4th edition of the *Diagnostic and Statistical Manual of Mental Disorders (DSM-IV)*.

⁷ Needing But Not Receiving Treatment refers to respondents classified as needing treatment for illicit drugs, but not receiving treatment for an illicit drug problem at a specialty facility (i.e., drug and alcohol rehabilitation facilities [inpatient or outpatient], hospitals [inpatient only], and mental health centers).

⁸ Needing But Not Receiving Treatment refers to respondents classified as needing treatment for alcohol, but not receiving treatment for an alcohol problem at a specialty facility (i.e., drug and alcohol rehabilitation facilities [inpatient or outpatient], hospitals [inpatient only], and mental health centers).

⁹ Serious psychological distress (SPD) is defined as having a score of 13 or higher on the K6 scale. Because of questionnaire changes, these estimates are not comparable with estimates from the 2002-2003 and 2003-2004 State reports, the 2002-2004 substate report, and the 2004 and earlier national results reports. For details, see Section A.8 in Appendix A of the report on State estimates of substance use from the 2005-2006 NSDUHs. Data for SPD not defined for 12-17 year olds; "Total" estimate for 18 or older.

¹⁰ Major Depressive Episode (MDE) is defined as a period of at least 2 weeks when a person experienced a depressed mood or loss of interest or pleasure in daily activities and had a majority of the symptoms for depression as described in the DSM-IV. Due to minor wording differences in the questions in the adult and adolescent MDE modules, data from youths aged 12 to 17 were not combined with data from persons aged 18 or older to get an overall estimate (i.e., for those aged 12 or older). Therefore, the "Total" estimate reflects those aged 18 or older.

Source: SAMHSA, Office of Applied Studies, National Survey on Drug Use and Health, 2009 and 2010.

NATIONAL SURVEY ON DRUG USE AND HEALTH (NSDUH)—ILLICIT DRUGS DEPENDENCE/ABUSE

Past Year Substance Dependence or Abuse, Needing But Not Receiving Treatment, Serious Psychological Distress, and Having at Least One Major Depressive Episode in Delaware, by Age Group: Estimated Numbers (in Thousands) and Percentages, Annual Averages Based on 2009-2010 NSDUHs

Measure	Total 12 or Older	AGE GROUP		
		12-17	18-25	26 or Older
Population Estimates				
PAST YEAR DEPENDENCE, ABUSE, AND TREATMENT⁶				
Illicit Drug Dependence¹	15	2	6	7
Illicit Drug Dependence or Abuse¹	20	3	8	9
Alcohol or Illicit Drug Dependence or Abuse¹	65	5	21	39
Needing But Not Receiving Treatment for Illicit Drug Use^{1,7}	18	3	7	8
SERIOUS PSYCHOLOGICAL DISTRESS⁹	--	--	--	--
HAVING AT LEAST ONE MAJOR DEPRESSIVE EPISODE¹⁰	--	6	10	36

Percentages				
PAST YEAR DEPENDENCE, ABUSE, AND TREATMENT⁶				
Illicit Drug Dependence¹	2.09	2.90	6.72	1.24
Illicit Drug Dependence or Abuse¹	2.77	4.89	8.33	1.60
Alcohol or Illicit Drug Dependence or Abuse¹	8.91	7.89	22.02	6.87
Needing But Not Receiving Treatment for Illicit Drug Use^{1,7}	2.40	4.14	7.23	1.40
SERIOUS PSYCHOLOGICAL DISTRESS⁹	--	--	--	--
HAVING AT LEAST ONE MAJOR DEPRESSIVE EPISODE¹⁰	--	9.02	10.39	6.36

-- Not available.

NOTE: Estimates are based on a survey-weighted hierarchical Bayes estimation approach.

^{1,6} Dependence or abuse is based on definitions found in the 4th edition of the *Diagnostic and Statistical Manual of Mental Disorders* (DSM-IV).

⁷ Needing But Not Receiving Treatment refers to respondents classified as needing treatment for illicit drugs, but not receiving treatment for an illicit drug problem at a specialty facility (i.e., drug and alcohol rehabilitation facilities [inpatient or outpatient], hospitals [inpatient only], and mental health centers).

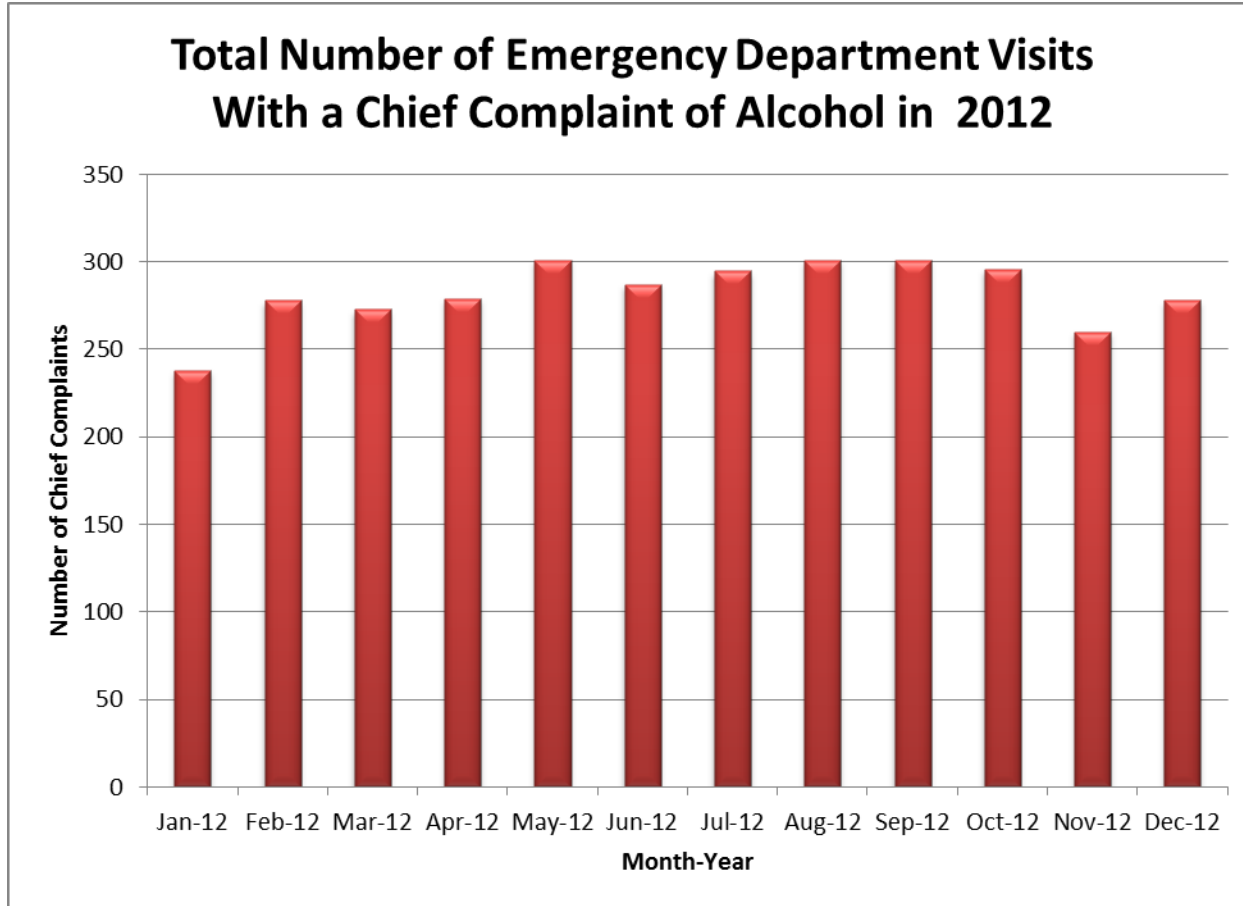
⁸ Needing But Not Receiving Treatment refers to respondents classified as needing treatment for alcohol, but not receiving treatment for an alcohol problem at a specialty facility (i.e., drug and alcohol rehabilitation facilities [inpatient or outpatient], hospitals [inpatient only], and mental health centers).

⁹ Serious psychological distress (SPD) is defined as having a score of 13 or higher on the K6 scale. Because of questionnaire changes, these estimates are not comparable with estimates from the 2002-2003 and 2003-2004 State reports, the 2002-2004 substate report, and the 2004 and earlier national results reports. For details, see Section A.8 in Appendix A of the report on State estimates of substance use from the 2005-2006 NSDUHs. Data for SPD not defined for 12-17 year olds; "Total" estimate for 18 or older.

¹⁰ Major Depressive Episode (MDE) is defined as a period of at least 2 weeks when a person experienced a depressed mood or loss of interest or pleasure in daily activities and had a majority of the symptoms for depression as described in the DSM-IV. Due to minor wording differences in the questions in the adult and adolescent MDE modules, data from youths aged 12 to 17 were not combined with data from persons aged 18 or older to get an overall estimate (i.e., for those aged 12 or older). Therefore, the "Total" estimate reflects those aged 18 or older.

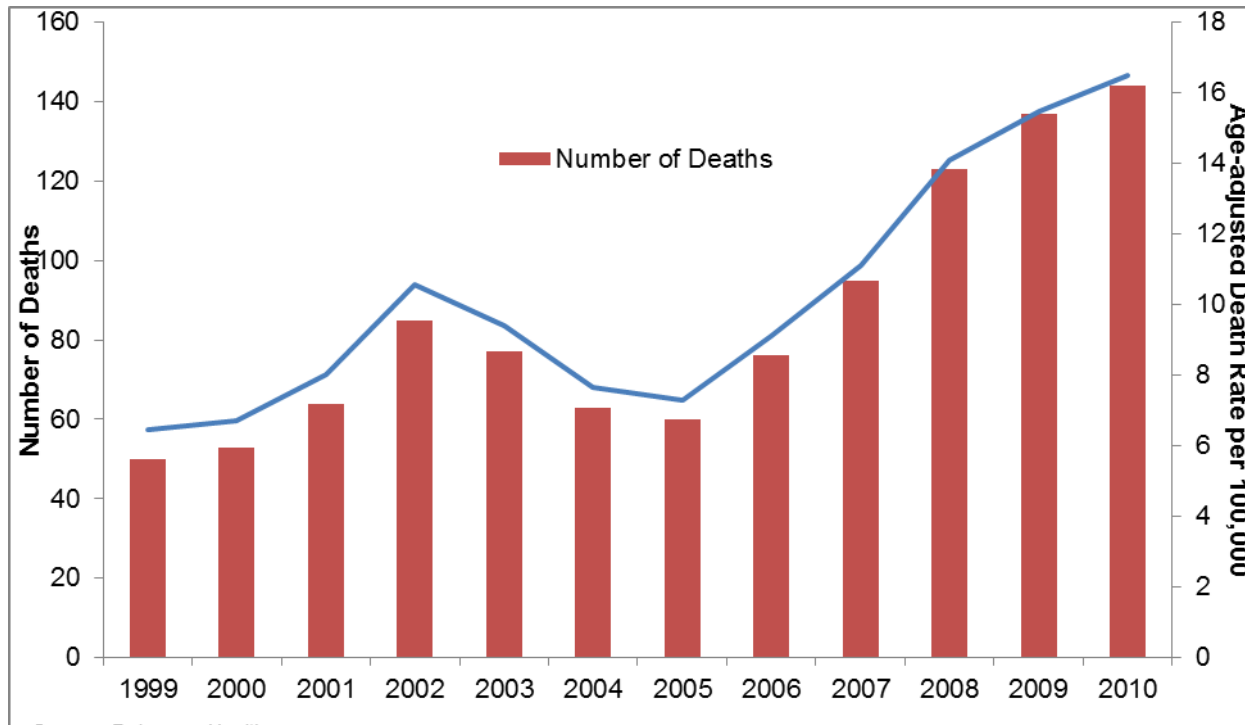
Source: SAMHSA, Office of Applied Studies, National Survey on Drug Use and Health, 2009 and 2010.

DELAWARE DEPARTMENT OF PUBLIC HEALTH



DELAWARE DEPARTMENT OF PUBLIC HEALTH

Number of Deaths and Age-adjusted Death Rate due to Drug Overdoses Delaware, 1999-2010



Delaware Health and Social Services - Division of Substance Abuse and Mental Health Division funded adult admissions by fiscal year and client demographics - State Fiscal Years 1999 - 2012 Primary Drug at Admission

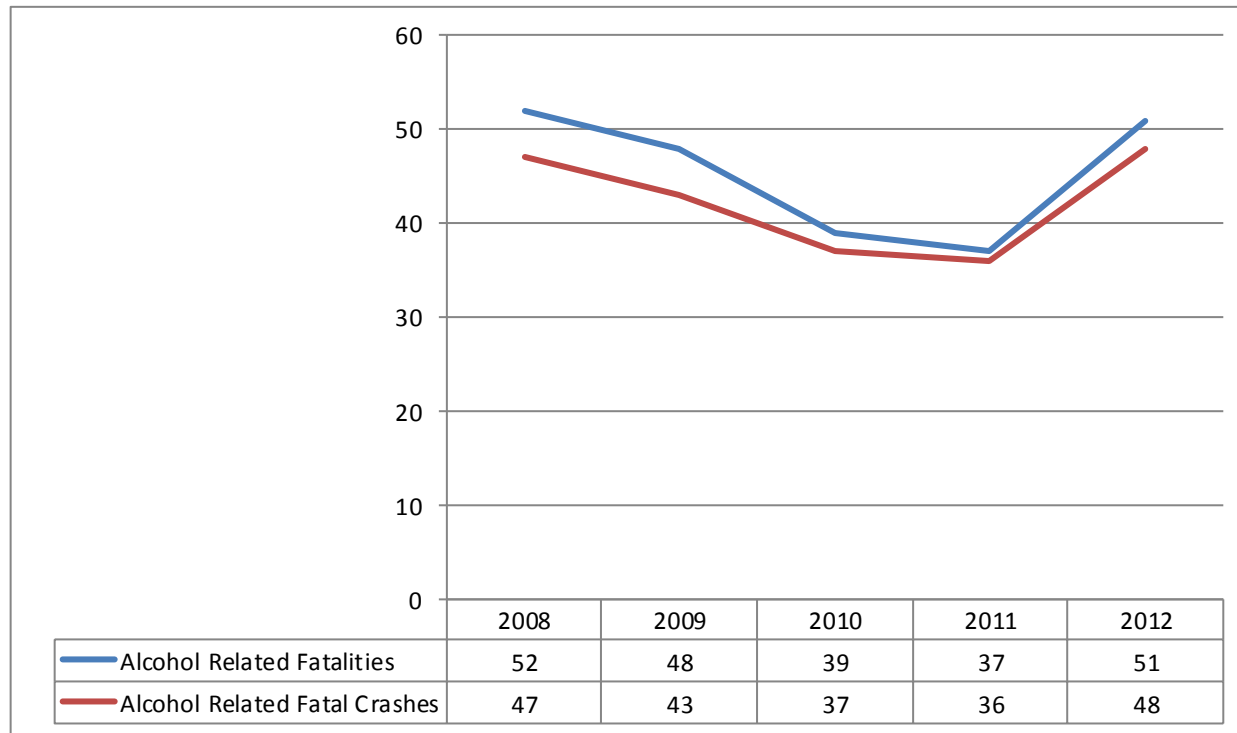
	1999	2000	2001	2002	2003	2004	2005	2006	2007	2008	2009	2010	2011	2012			
Alcohol				2,429	2759	2553	2,422	2,706	2,685	2,336	2,142	2,267	2,107	2,127	1,924	1,729	1,579
Heroin				2,393	2356	2153	1,991	2,124	2,390	2,234	2,113	2,080	2,120	1,965	1,529	1,263	1,845
Cocaine				521	491	430	466	510	527	533	481	643	548	429	301	247	262
Crack Cocaine				936	974	854	966	1,000	1,017	943	908	831	680	457	284	183	177
Marijuana/Hashish				838	1039	1283	1,416	1,631	1,666	1,801	1,875	1,933	1,613	1,806	1,539	1,348	1,161
Amphetamine				9	14	6	4	20	21	18	43	27	28	12	13	10	20
Other Opiates & Synthetics				46	48	107	120	168	252	286	433	736	927	1,400	1,359	1,643	1,793
Other/Missing/Unknown/None				111	108	101	344	164	324	329	463	319	396	394	426	439	659
Age																	
Under 16				1	0	1	-	-	0	0	0	0	0	0	0		
16 - 17				34	21	13	6	6	0	0	13	0	0	0	178	184	
18 - 20				724	771	831	872	680	722	952	858	1,075	673	985	1,021	1,086	720
21 - 24				907	938	1093	1,227	1,266	1,375	1,342	1,340	1,523	1,329	1,405	1,172	1,180	1,282
25 - 34				2,382	2471	2107	2,159	2,431	2,663	2,528	2,560	2,564	2,693	2,756	2,269	2,076	2,749
35 - 44				2,400	2557	2379	2,301	2,632	2,685	2,370	2,227	2,215	2,056	1,849	1,467	1,219	1,328
45 - 54				660	827	843	972	1,064	1,127	1,034	1,196	1,003	1,362	1,229	995	859	1,042
55 - 64				136	159	162	157	196	245	193	231	191	253	305	234	213	299
65+				29	37	37	30	35	45	38	33	31	49	43	32	39	54
Missing/Unknown				10	8	21	5	13	20	23	0	234	4	18	7	6	22
Gender																	
Male				5,332	5852	5773	5,967	6,425	6,822	6,584	6,237	6,580	6,129	6,227	5,235	4,790	5,161
Female				1,951	1937	1711	1,758	1,896	2,055	1,892	2,214	2,255	2,290	2,363	2,139	2,069	2,322
Missing/Unknown				-	0	3	4	2	5	4	7	1		1	3		13
Race																	
White, not of Hispanic Origin				4,504	4623	4491	4,804	5,071	5,453	5,314	5,420	5,987	5,743	5,967	5,178	4,940	5,453
Black, not of Hispanic Origin				2,502	2782	2603	2,658	3,028	3,057	2,736	2,628	2,516	2,390	2,328	1,978	1,677	1,671
Asian or Pacific Islander				8	11	16	29	86	29	24	25	22	15	15	19	31	30
Native American				18	22	28	63	46	66	174	204	94	38	62	33	30	74
American Indian/Alaskan Nat.				-	-	-	-	-	0	52	50	48	53	70	38	40	85
Other/Multi-racial, unspecified				249	351	341	131	43	242	58	88	134	141	110	102	89	73
Missing/Unknown				2	0	8	44	49	35	122	43	35	39	38	27	55	110
Hispanic																	
Of Hispanic Descent				315	395	422	363	392	448	437	384	476	417	464	343	294	354
Not of Hispanic Descent				6,968	7388	7050	7,328	7,894	8,393	8,005	8,035	8,329	7,982	8,093	6,997	6,464	6,986
Missing/Unknown				-	6	15	38	37	41	38	39	31	20	33	35	104	156
Total				7,283	7,789	7,487	7,729	8,323	8,882	8,480	8,458	8,836	8,419	8,590	7,375	6,862	7,496

Footnotes:

1) The total for amphetamine includes methamphetamine.

DELAWARE OFFICE OF HIGHWAY SAFETY

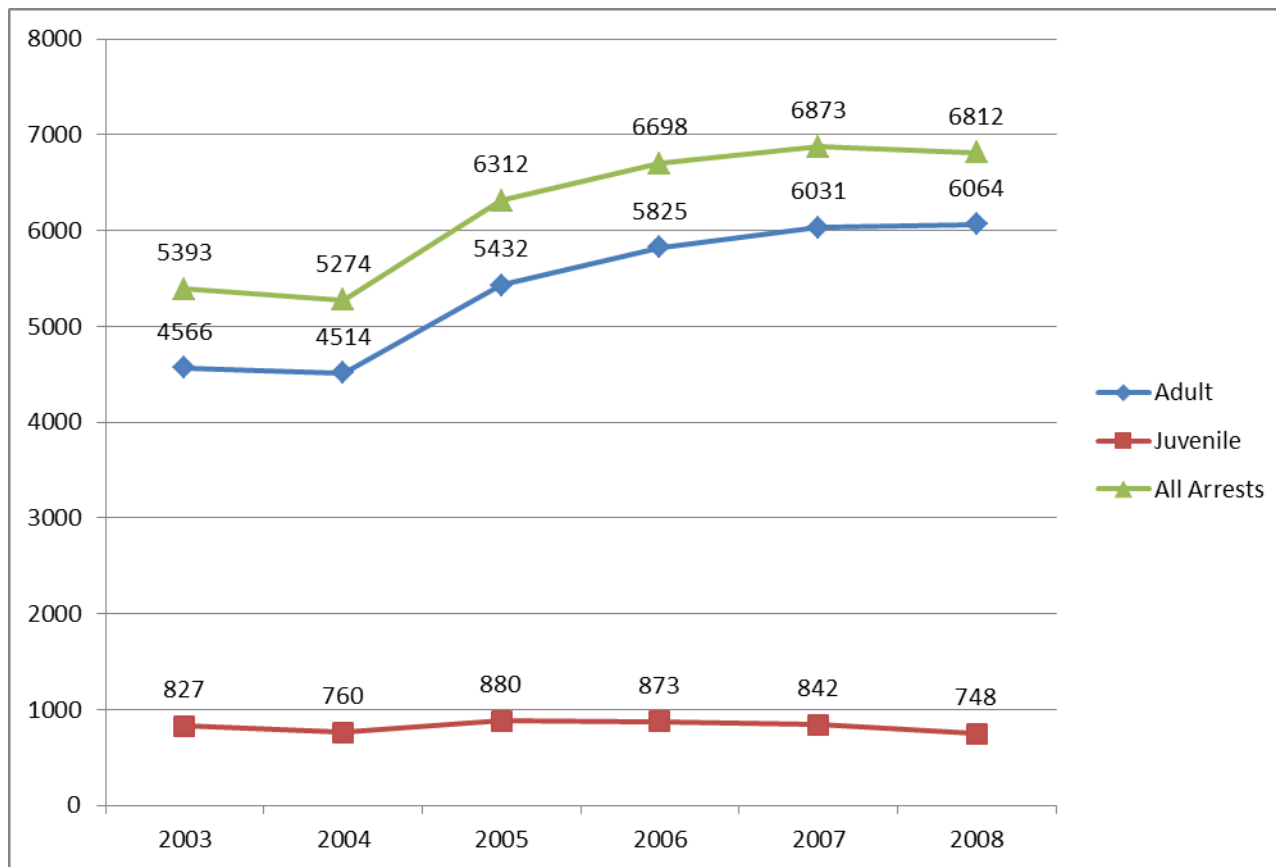
ALCOHOL-RELATED CRASHES AND FATALITIES



Source: <http://www.dsp.delaware.gov/2012%20Annual%20Traffic%20Statistical%20Report.pdf>

DELAWARE STATISTICAL ANALYSIS CENTER

DRUG/NARCOTIC ARRESTS IN DELAWARE 2003-2008



Source: [Crime in Delaware 2003 – 2008](http://cjc.delaware.gov/sac/publications/crime.shtml) (April 2010) <http://cjc.delaware.gov/sac/publications/crime.shtml>

2012 DELAWARE SCHOOL SURVEY

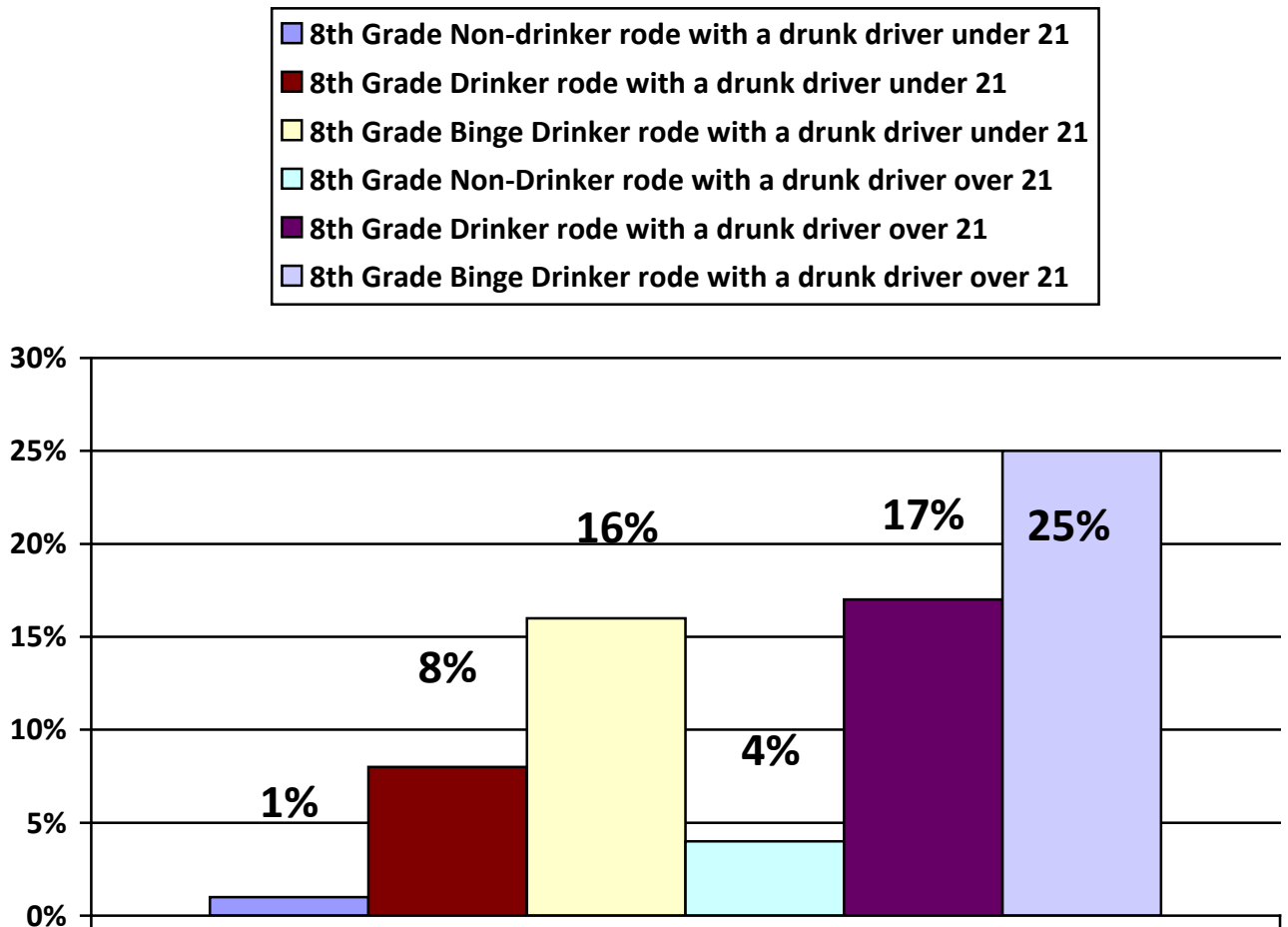
Past Year Other Risky Behaviors Associated with Substance Use 2012 Delaware School Surveys of 8th and 11th Graders

Behavior	8th Grade	11th Grade
Hit someone with the intention of hurting them	27%	20%
Sold or gave to someone else		
Alcohol	5%	10%
Marijuana	6%	14%
Took part in a fight where a group of the student's friends were against another group	12%	9%

Source: 2012 Delaware School Survey, Center for Drug and Alcohol Studies, University of Delaware.

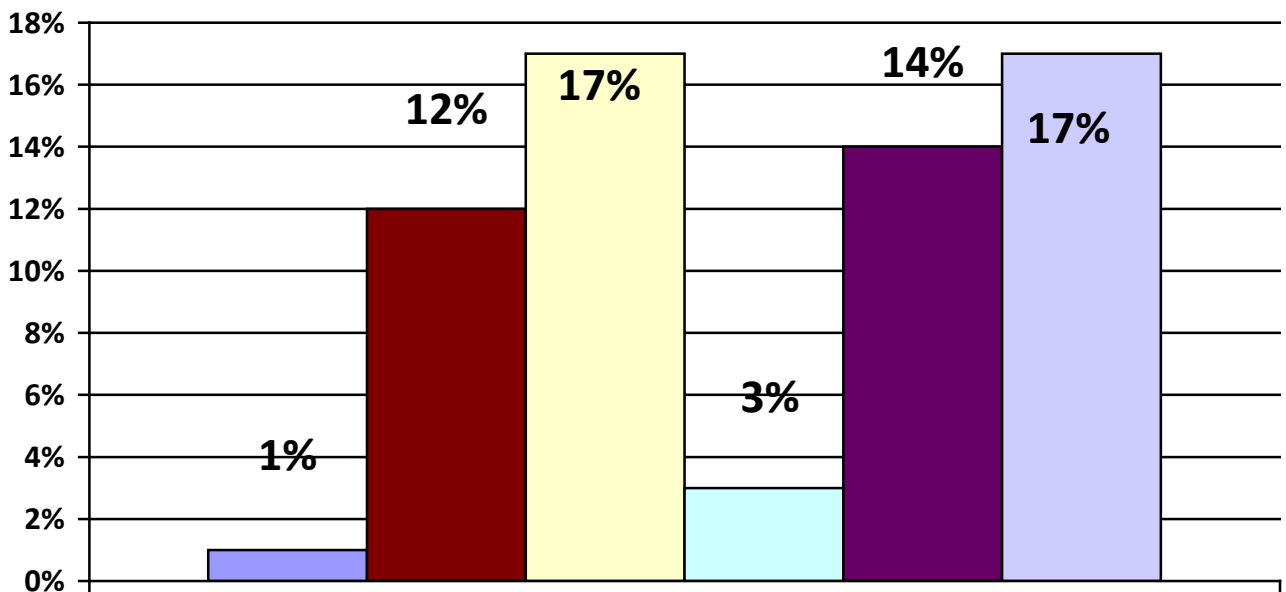
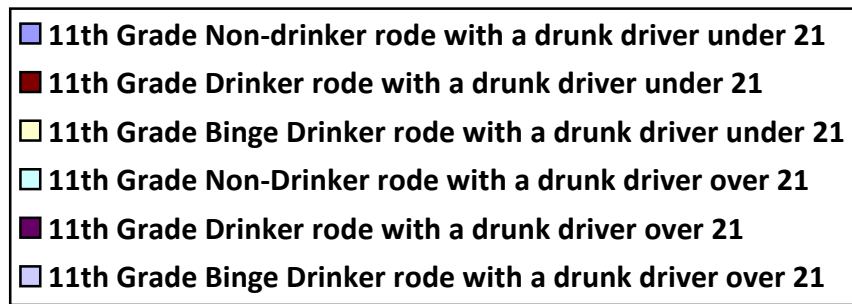
2012 DELAWARE SCHOOL SURVEY

8th Grade Students Who Rode in a Car or Other Vehicle with a Driver Who Had Been Drinking Alcohol While Driving or Shortly Before Driving by Whether or Not They Themselves Drank Alcohol in the Past 30 Days



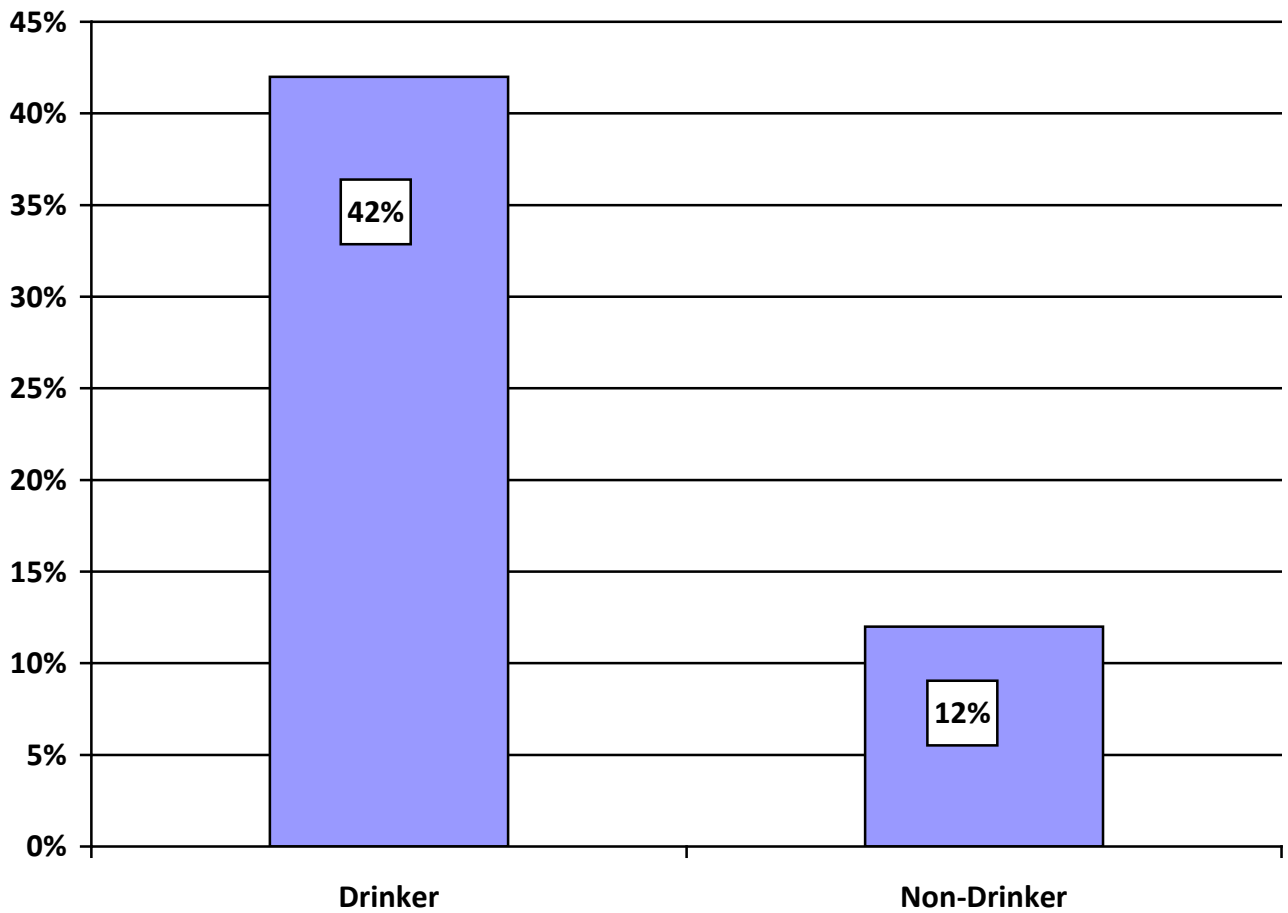
2012 DELAWARE SCHOOL SURVEY

11th Grade Students Who Rode in a Car or Other Vehicle with a Driver Who Had Been Drinking Alcohol While Driving or Shortly Before Driving by Whether or Not They Themselves Drank Alcohol in the Past 30 Days



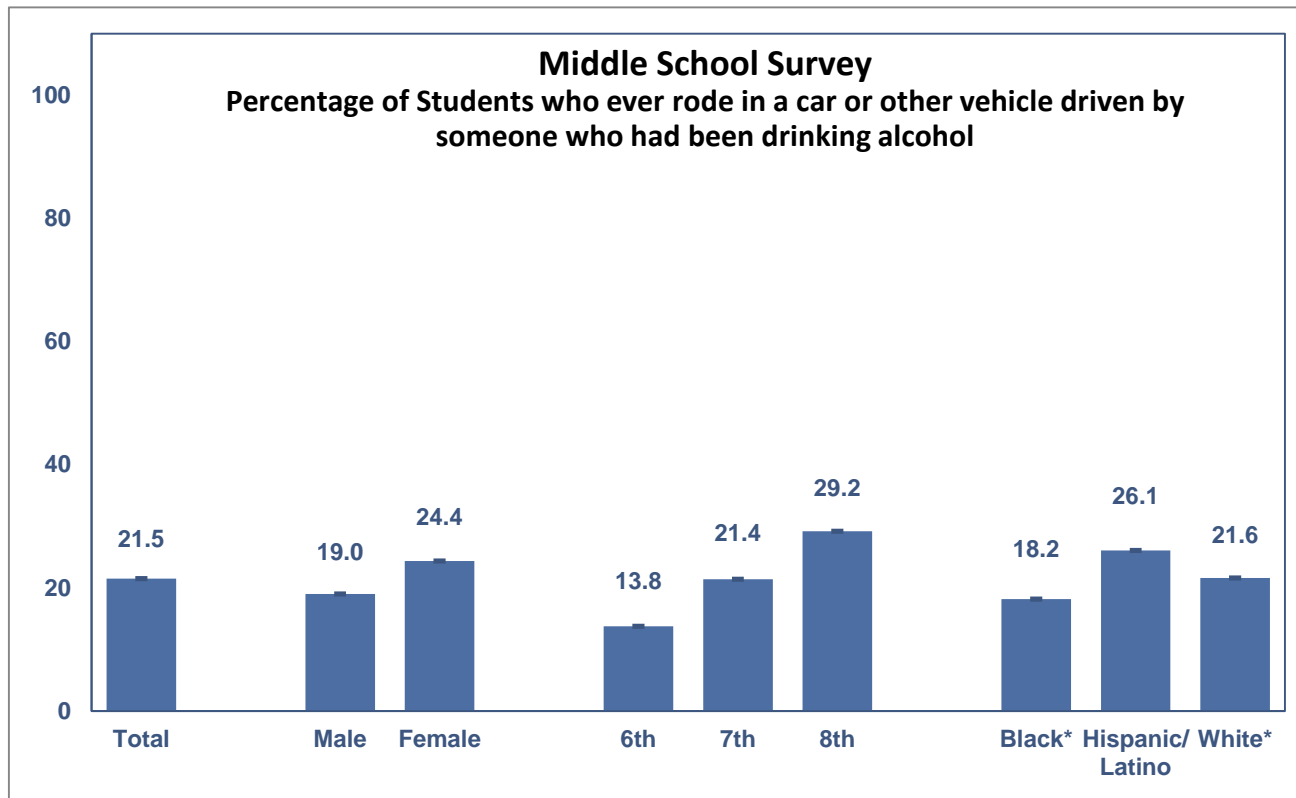
2011 YOUTH RISK BEHAVIOR SURVEY

High School Students Who Rode in a Car or Other Vehicle with a Driver Who Had Been Drinking Alcohol in the Past 30 Days by Whether or Not They Drank Alcohol in the Past 30 Days



Weighted Data

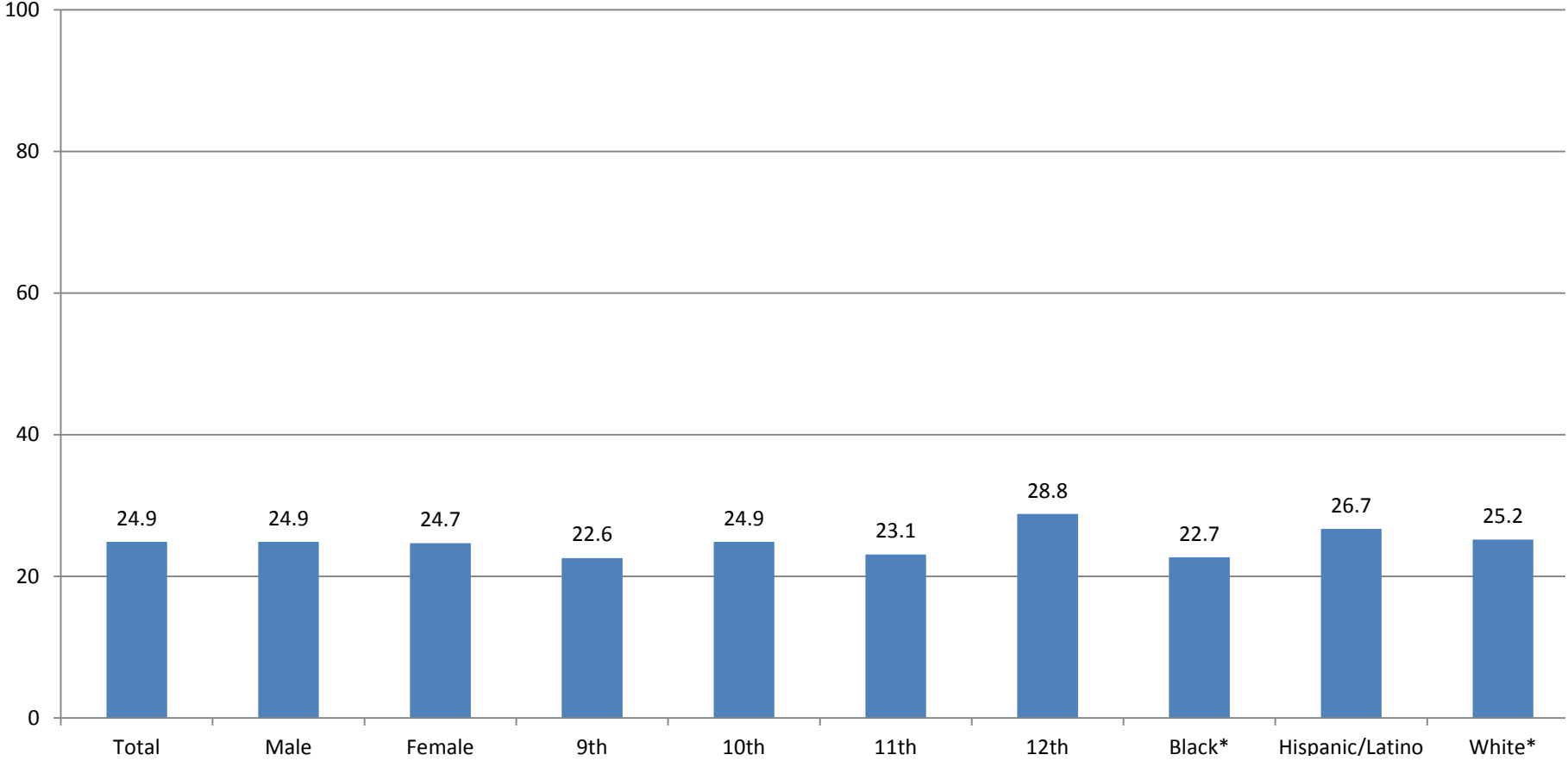
Youth Risk Behavior Survey



Weighted Data;
*Non-Hispanic

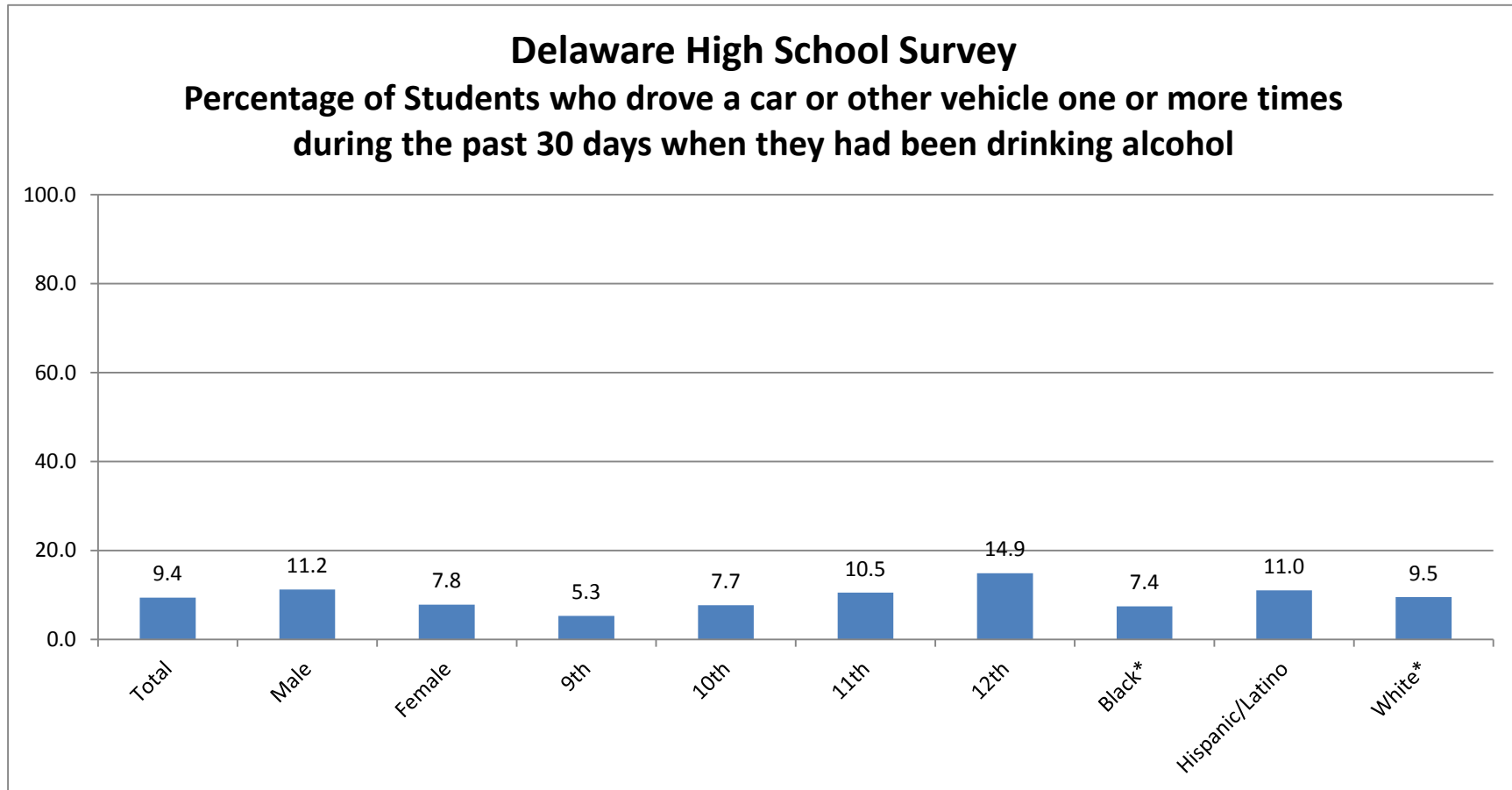
2011 Youth Risk Behavior Survey

High School Survey Percentage of Students who rode one or more times in the past 30 days in a car or other vehicle driven by someone who had been drinking alcohol



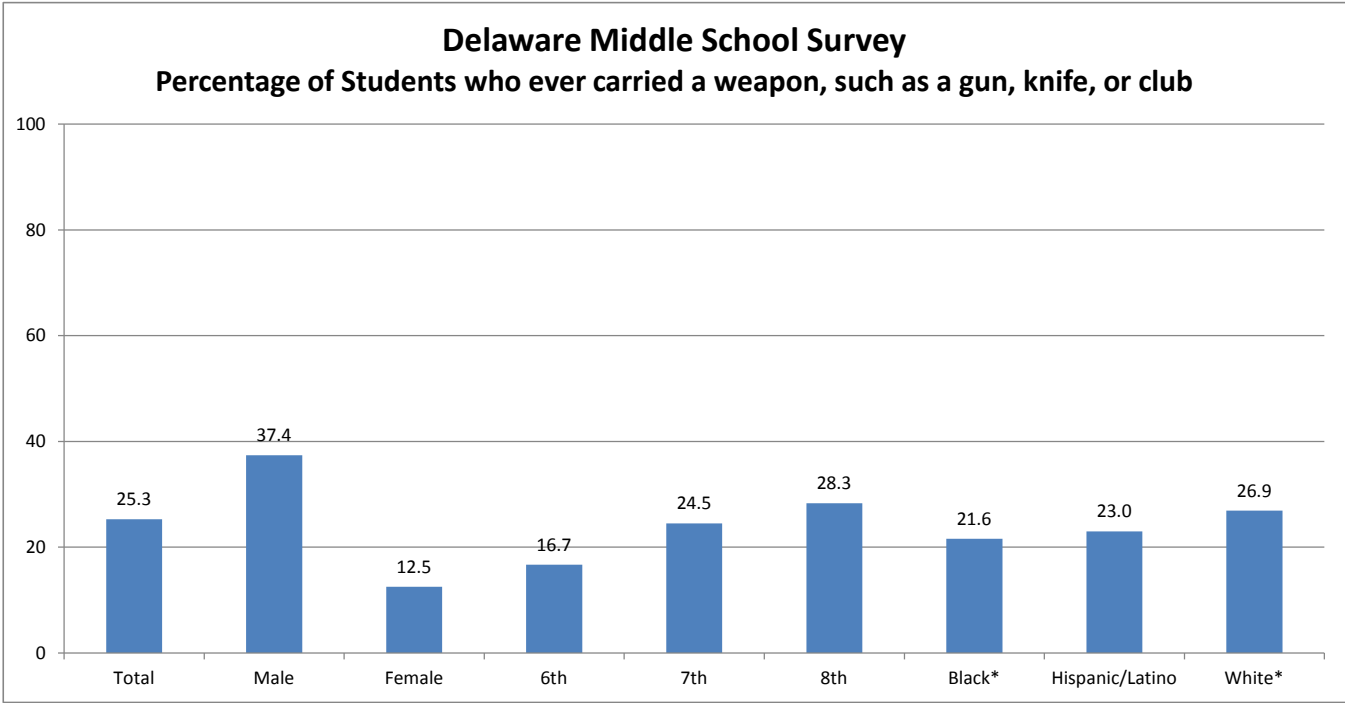
Weighted Data; *Non-Hispanic

2011 Youth Risk Behavior Survey



Weighted Data;
*Non-Hispanic

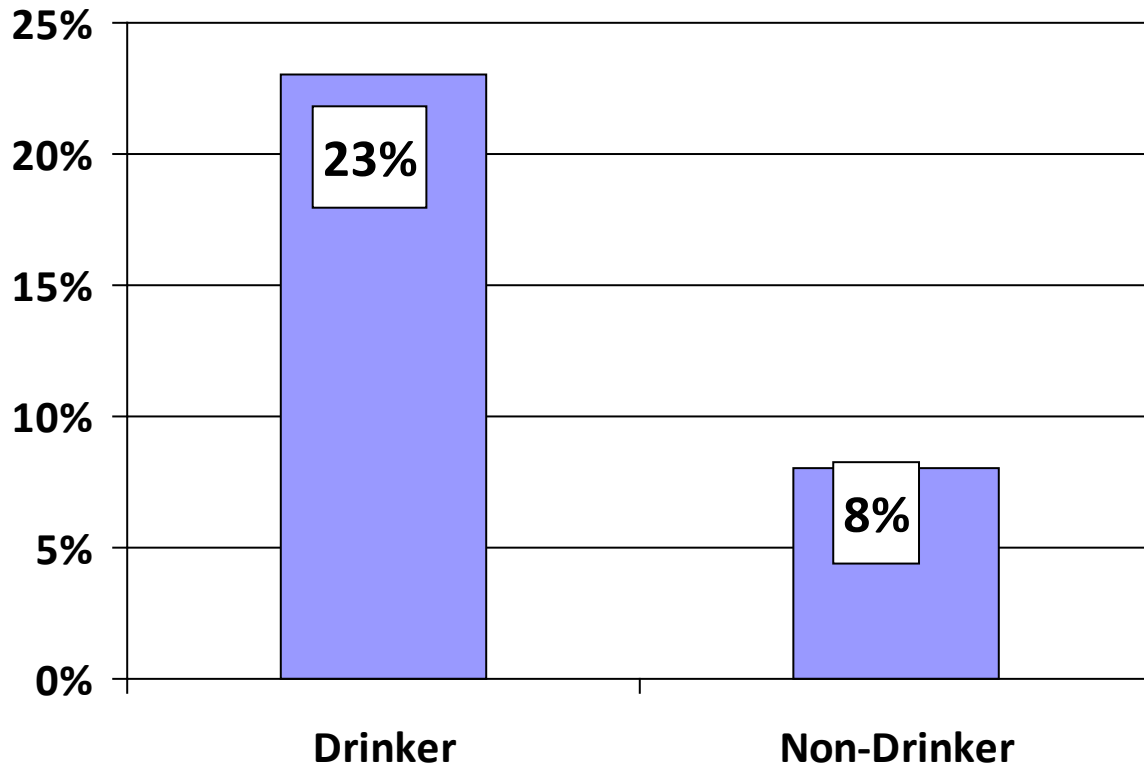
2011 Youth Risk Behavior Survey



Weighted Data; *Non-Hispanic

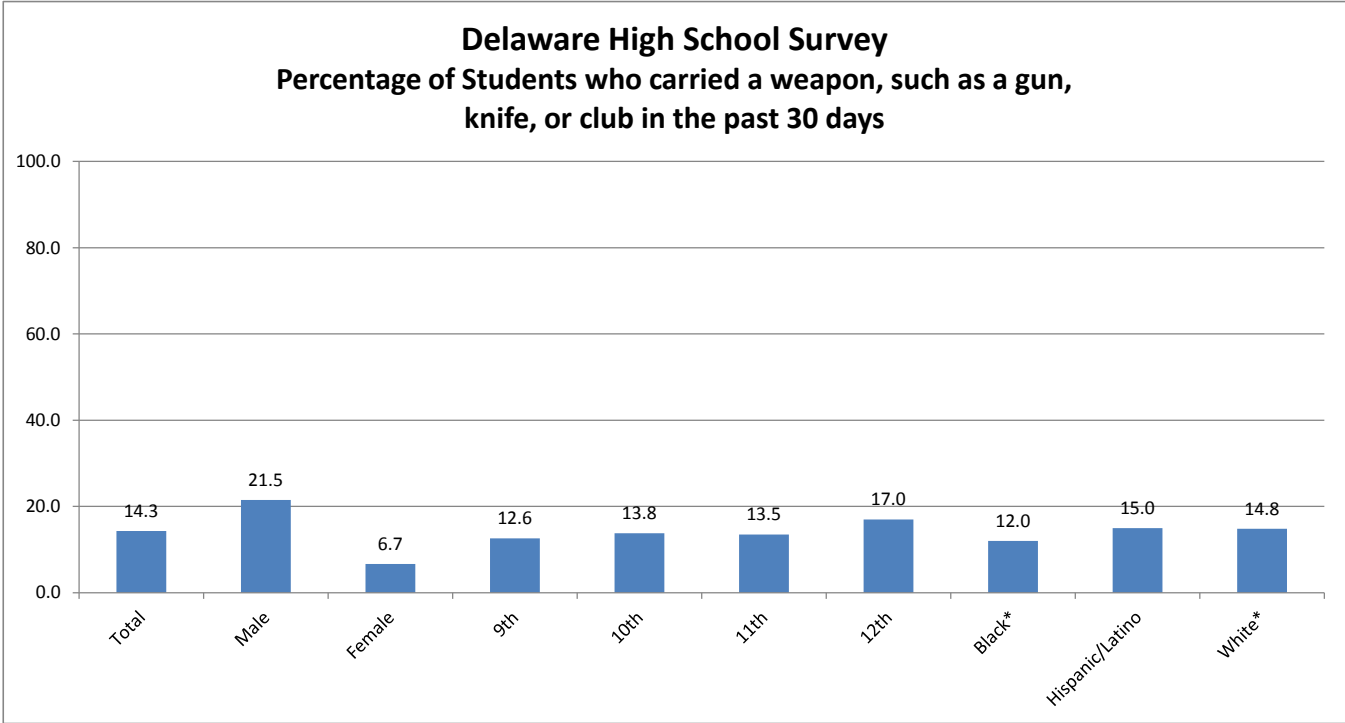
2011 YOUTH RISK BEHAVIOR SURVEY

Percentage of Students who carried a weapon, such as a gun, knife, or club in the past 30 days by Whether or Not They Had Drunk Alcohol in the Past 30 Days



Weighted Data

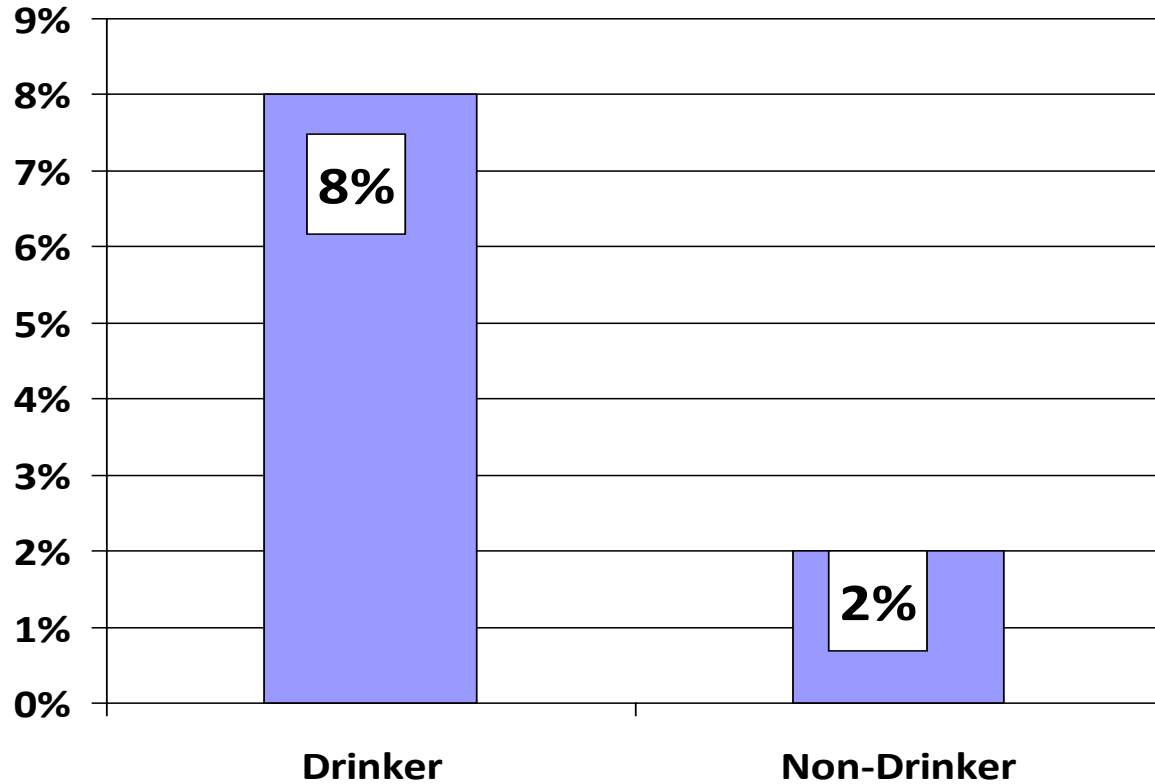
2011 Youth Risk Behavior Survey Results



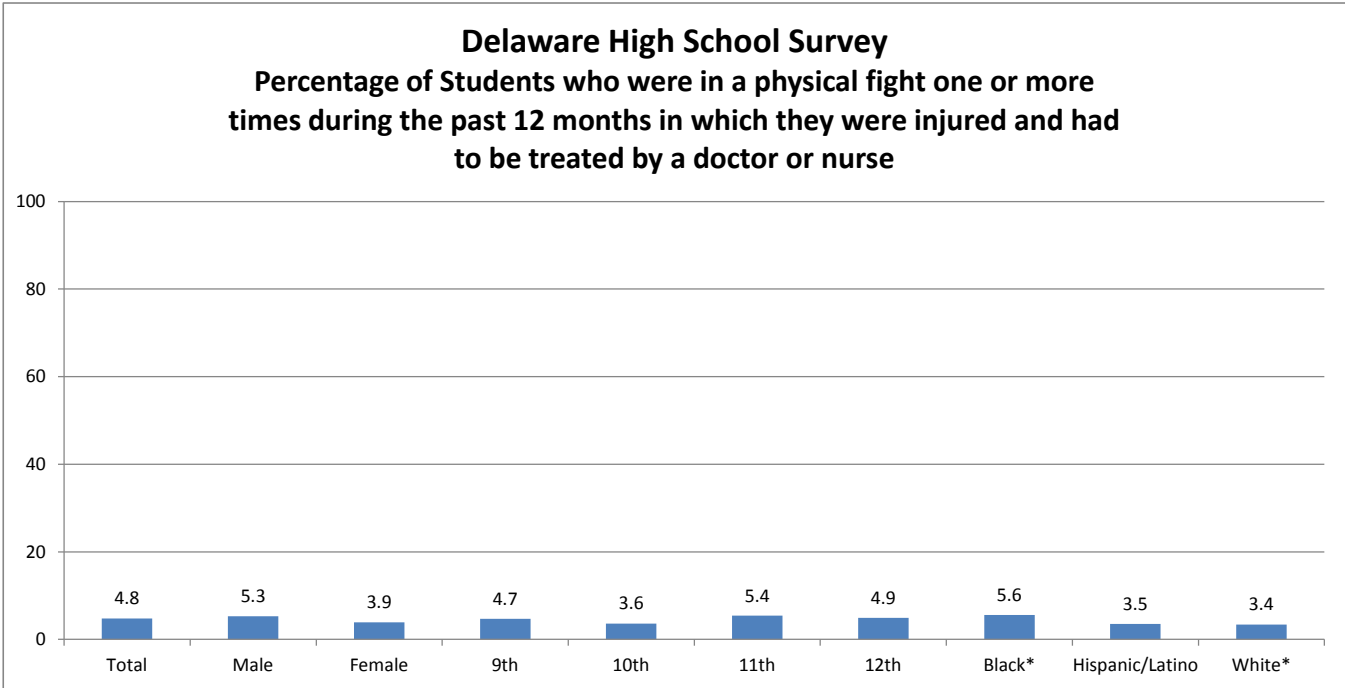
Weighted Data; *Non-Hispanic

YOUTH RISK BEHAVIOR SURVEY

Percentage of Students who were in a physical fight one or more times during the past 12 months in which they were injured and had to be treated by a doctor or nurse by Whether or Not They Had Drunk Alcohol in the Past 30 Days



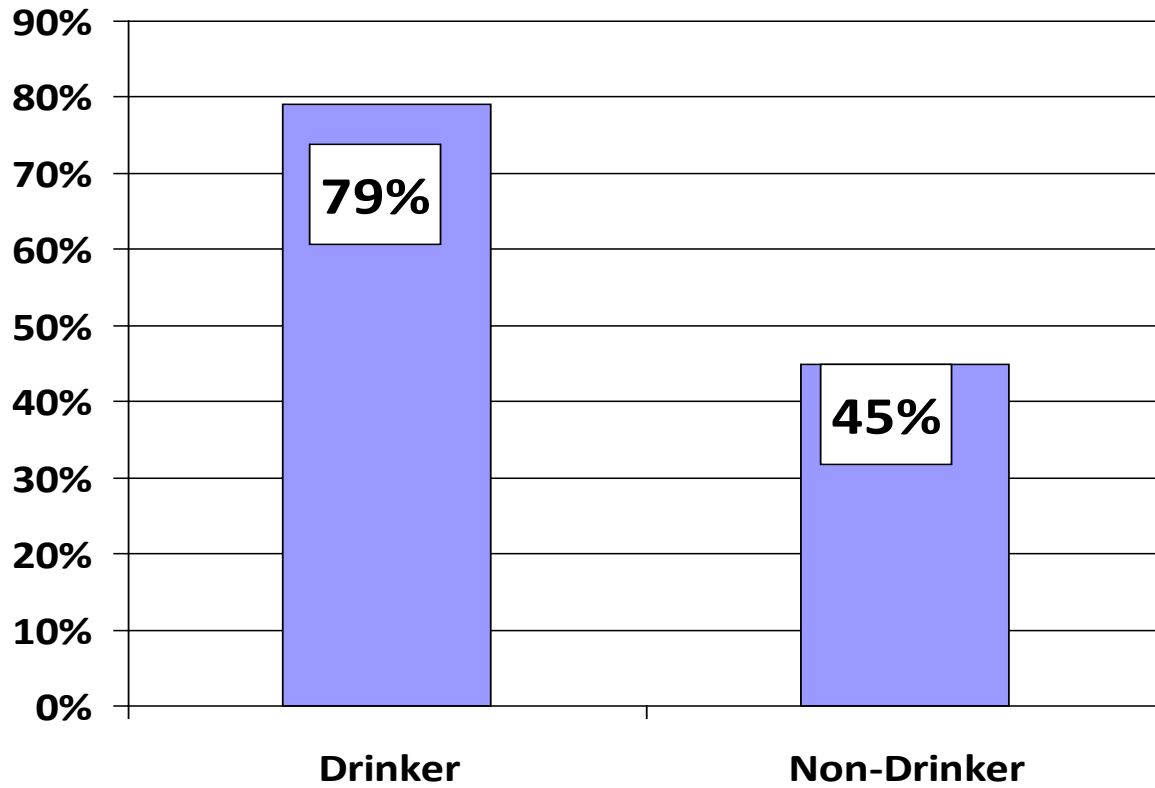
2011 Youth Risk Behavior Survey Results



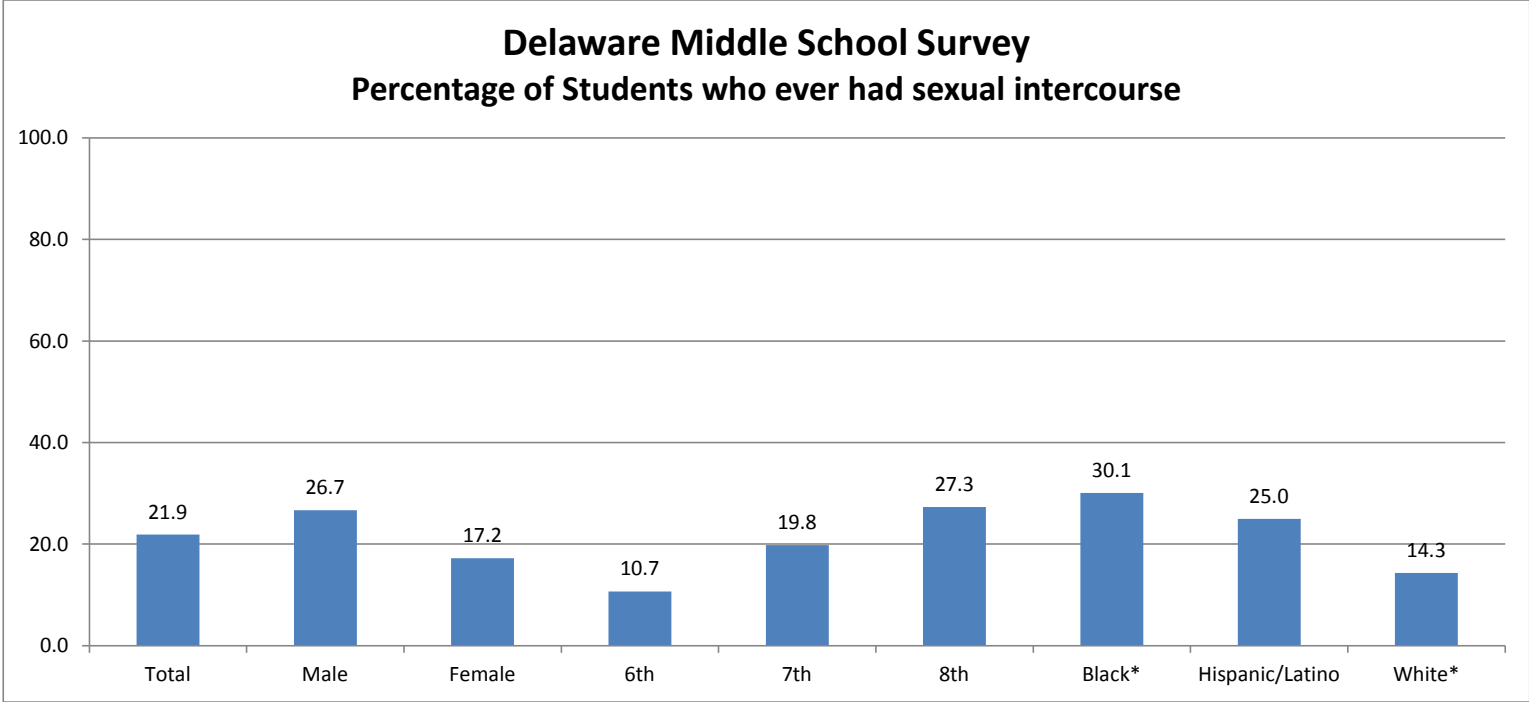
Weighted Data; *Non-Hispanic

YOUTH RISK BEHAVIOR SURVEY

Percentage of Students who Ever Had Sexual Intercourse by Whether or Not They Had Drunk Alcohol in the Past 30 Days

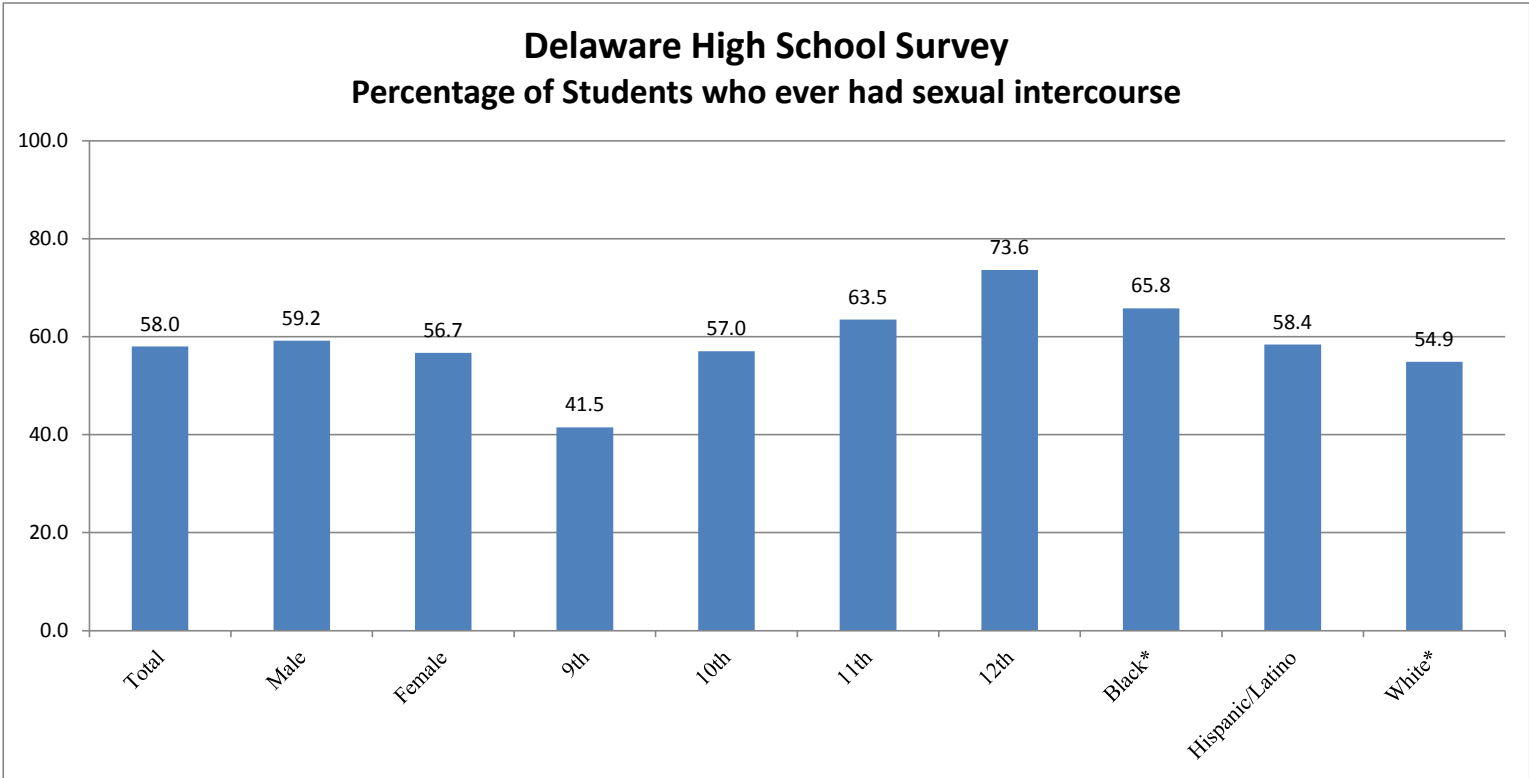


2011 Youth Risk Behavior Survey Results



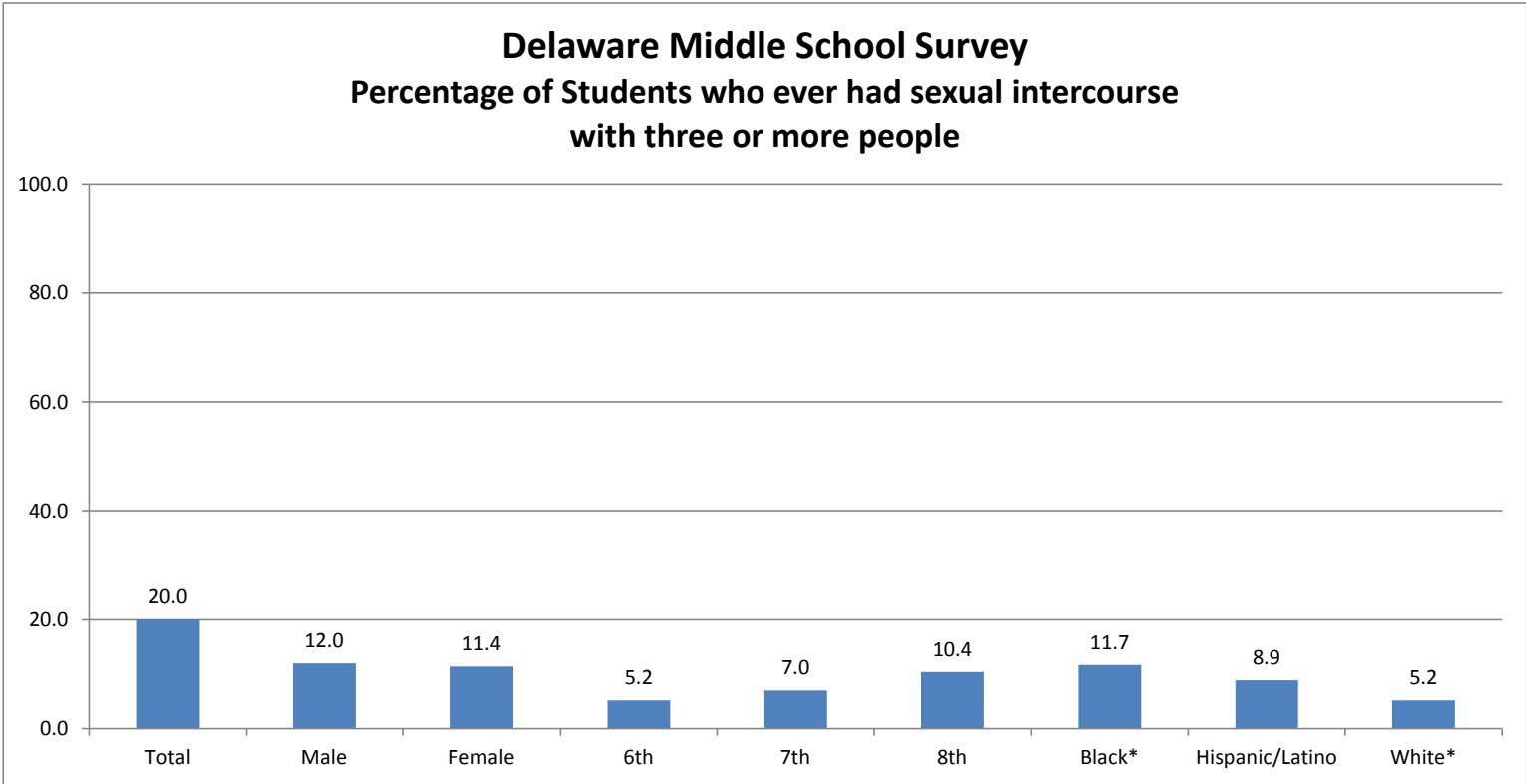
Weighted Data; *Non-Hispanic

2011 Youth Risk Behavior Survey Results



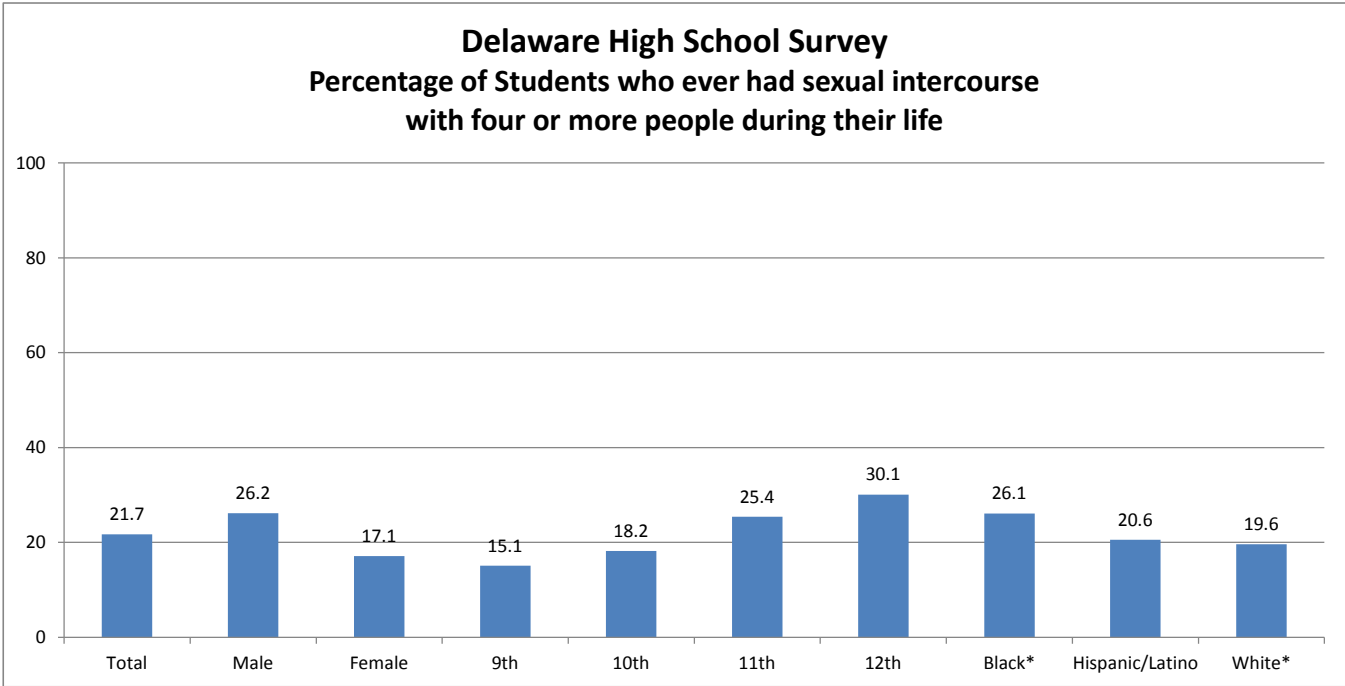
Weighted Data; *Non-Hispanic

2011 Youth Risk Behavior Survey Results



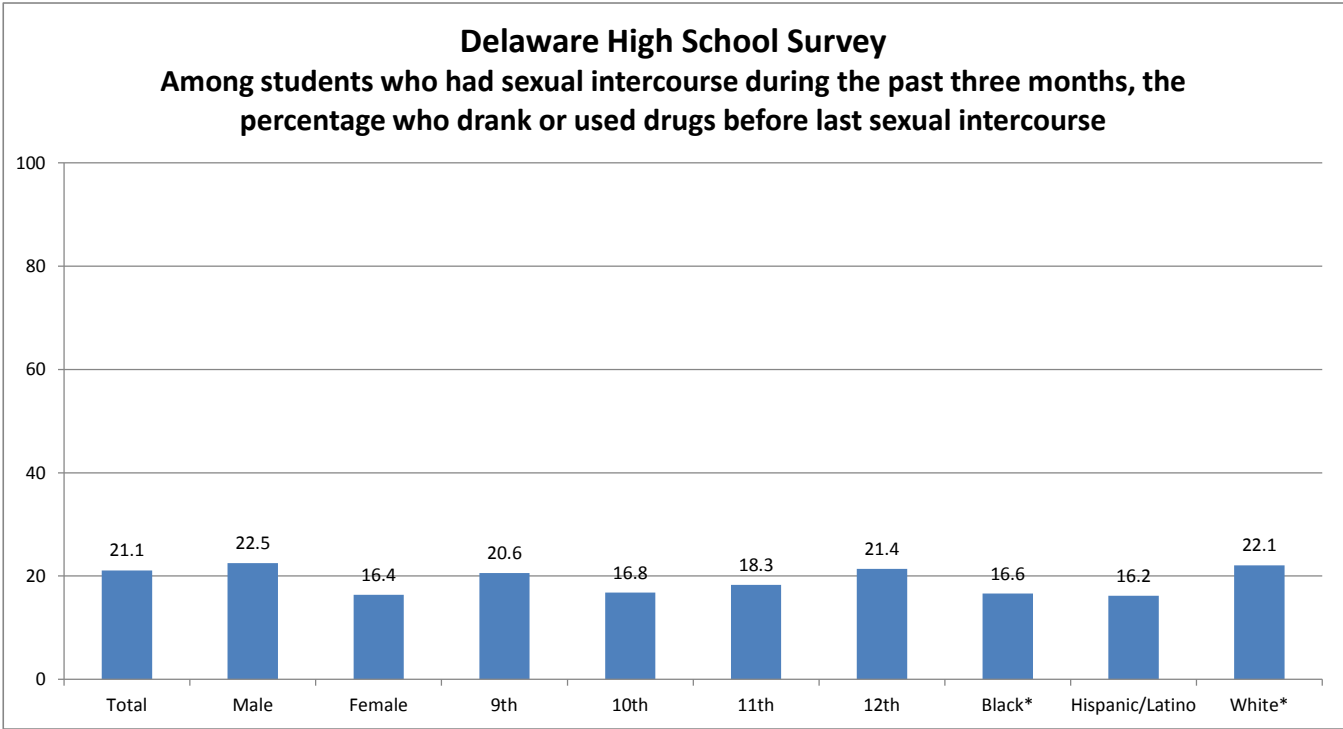
Weighted Data; *Non-Hispanic

2011 Youth Risk Behavior Survey Results



Weighted Data; *Non-Hispanic

2011 Youth Risk Behavior Survey Results



Weighted Data; *Non-Hispanic

Resources

Community Resources

Delaware Prevention Programs: Wilmington

1212 Corporation	2700 N Washington Street	Wilmington, DE 19802	(302) 764-4040	
Addictions Coalition	100 West 10th Street			
	Suite 1012	Wilmington, DE 19801	(302) 984-2322	http://www.addictionscoalitionde.org/
AIDS Delaware	100 West 10th Street			
	Suite 315	Wilmington, DE 19801	(302) 652-6776	http://www.aidsdelaware.org/
Bayard House	300 Bayard Avenue	Wilmington, DE 19805	(302) 654-1184	http://www.cdow.org/bayard.html
Beautiful Gate Outreach Cnt.	Bethel AME Church	Wilmington, DE 19801	(302) 472-3002	http://www.bgate.org/
	604 N Walnut Street	Wilmington, DE 19801	(302) 472-3002	http://www.bgate.org/
Big Brothers/Big Sisters	105 Robino Court	Wilmington, DE 19804	(302) 998-3577	http://www.bbbsde.org/
	Suite 413			
Boys and Girls Club	<i>Clarence Fraim Club</i>			
	669 S Union Street	Wilmington, DE 19805	(302) 655-4591	http://www.bgclubs.org/
Boys and Girls Club	<i>H. Fletcher Brown Club</i>			
	1601 N Spruce Street	Wilmington, DE 19802	(302) 656-1386	http://www.bgclubs.org/
Brandywine Counseling	2713 Lancaster Avenue	Wilmington, DE 19805	(302) 656-2358	http://www.brandywinecounseling.org
Catholic Charities	2601 West 4th Street	Wilmington, DE 19805	(302) 654-9295	catholiccharitiesusa.org
CHILD, Inc.	507 Philadelphia Pike	Wilmington, DE 19809	(302) 762-8989	http://www.childinc.com/
Children & Families First	2005 Baynard Boulevard	Wilmington, DE 19802	(302) 658-5177	http://www.cffde.org/
Children & Families First	2001 Baynard Boulevard	Wilmington, DE 19802	(302) 658-5177	http://www.cffde.org/
Children & Families First	809 Washington Street	Wilmington, DE 19801	(302) 658-5177	http://www.cffde.org/
Children's Advocacy Center	AI Dupont Hospital for Children			
	1600 Rockland Road	Wilmington, DE 19899	(302) 651-4566	http://www.cacofde.org/
	PO Box 269			
Dave Tiberi Youth Center	310 Kiamensi Road	Wilmington, DE 19804	(302) 992-9609	
Delaware Adolescent	2900 N. Van Buren Street	Wilmington, DE 19802	(302) 764-9740	http://dapi.org/

Program, Inc				
Delaware Center for Justice	100 West 10th Street			
	Suite 905	Wilmington, DE 19801	(302) 658-7174	http://www.dcjustice.org/
Delaware National Guard	First Regiment Road	Wilmington, DE 19808	(302) 326-7000	http://delawarenationalguard.com/
Delaware Skills Center	13th and Clifford Brown Walk	Wilmington, DE 19801	(302) 654-5392	http://www.deskillscenter.org/
Delaware Youth for Christ	6 North Clifton Avenue	Wilmington, DE 19810	(302) 995-6937	http://www.delawareyfc.org/
Division of Prevention and Behavioral Health Services	1825 Faulkland Road	Wilmington, DE 19805	(302) 892-4515	http://kids.delaware.gov/
Each 1, Teach 1	S. Jackson and Elm Streets	Wilmington, DE 19805	(302) 658-0217	http://www.each1teach1de.org/
Edgemoor Community Center	500 Duncan Road			
	Suite A	Wilmington, DE 19809	(302) 762-1391	http://www.ecc-de.org/
Elizabeth House	323 Maple Avenue	Wilmington, DE 19804	(302) 384-8884	http://www.theelizabethhouse.org/
Girls Inc.	1019 Brown Street	Wilmington, DE 19805	(302) 575-1041	http://www.girlsincde.org/
Hepatitis Association of DE	100 West 10 th Street	Wilmington, DE 19801	(302) 421-3677	
Hilltop Lutheran Neighborhood Center	1018 West Sixth Street	Wilmington, DE 19805	(302) 656-3224	
Latin American Community Center	403 North Van Buren Street	Wilmington, DE 19805	(302) 655-7338	http://thelatincenter.org/
Neighborhood House, Inc	1218 B Street	Wilmington, DE 19801	(302) 652-3928	http://www.neighborhoodhse.org/
North Market Street Youth Center	2203 North Market Street	Wilmington, DE 19802	(302) 654-0189	
Office of Health Education				
People's Settlement Association	408 East 8th Street	Wilmington, DE 19801	(302) 658-4133	http://www.psassociation.org/
Planned Parenthood of Delaware	625 Shipley Street	Wilmington, DE 19801	(302) 655-7296	www.plannedparenthood.org
Trinity Alcohol and Drug Program (TRIAD)	1004 N. Adams Street	Wilmington, DE 19801	(302) 655-1153	

United Way of Delaware	The Linden Building			
	Third Floor			
	625 North Orange Street	Wilmington, DE 19801	(302) 573-3700	http://www.uwde.org/
Urban Promise	2401 Thatcher Street	Wilmington, DE 19802	(302) 425-5502	http://www.urbanpromise.org/
WestEnd Neighborhood House	710 N Lincoln Street	Wilmington, DE 19805	(302) 658-4171	http://www.westendnh.org/
William Hicks Anderson Community Center	501 N Madison Street	Wilmington, DE 19801	(302) 571-4266	
Wilmington HOPE Commission	625 Orange Street, 3rd Floor	Wilmington, DE 19801	(302) 573-3735	http://wilmingtonhopecommission.org/
YMCA	<i>Brandywine YMCA</i>			
	3 Mount Lebanon Road	Wilmington, DE 19803	(302) 478-YMCA	http://www.ymcade.org/
YMCA	<i>Central YMCA</i>			
	501 West Eleventh Street	Wilmington, DE 19801	(302) 254-YMCA	http://www.ymcade.org/
	<i>Walnut Street YMCA</i>			
YMCA	1000 North Walnut Street	Wilmington, DE 19801	(302) 472-YMCA	http://www.ymcade.org/
	<i>Western Family YMCA</i>			
YMCA	100 West 10th Street			
	Suite 901	Wilmington, DE 19801	(302) 571-6975	http://www.ymcade.org/
	<i>Administrative Headquarters</i>			
YWCA	100 West 10th Street			
	Suite 515	Wilmington, DE 19801	(302) 655-0039	http://www.ywca.org
YWCA	709 North Madison Street	Wilmington, DE 19801	(302) 658-7110	http://www.ywca.org
YWCA	225 King Street	Wilmington, DE 19801	(302) 658-7161	http://www.ywca.org

Delaware Prevention Programs: New Castle County

Boys and Girls Club	<i>Appoquinimink Club</i>			
	14 South Broad Street	Middletown, DE 19709	(302) 378- 7620	http://www.bgclubs.org/
Boys and Girls Club	<i>Claymont Club</i>			
	3301 Green Street	Claymont, DE 19703	(302) 792- 1882	http://www.bgclubs.org/
Boys and Girls Club	<i>Greater Newark Club</i>			
	1 Positive Place	Newark, DE 19702	(302) 836- 6464	http://www.bgclubs.org/
Boys and Girls Club	<i>New Castle Club</i>			
	19 Lambson Lane	New Castle, DE 19720	(302) 655- 8569	http://www.bgclubs.org/
Claymont Community Center	3301 Green Street	Claymont, DE 19703	(302) 792- 2757	http://www.claymontcenter.org/
DACOA	PO Box 344	Hockessin, DE 19707	(302) 656- 5554	http://www.dacoa.org/
First State Community Action Agy	Rosehill Community Center			
	19 Lambson Lane	New Castle, DE 19720	(302) 498- 0454	http://www.firststatecaa.org/
Girls Inc.	3301 Green Street	Claymont, DE 19703	(302) 798- 9243	http://www.girlsincde.org/
Middletown Youth Center	24 West Green Street	Middletown, DE 19709	(302) 376- 1716	
Neighborhood House, Inc	219 West Green Street	Middletown, DE 19709	(302) 378- 7217	http://www.neighborhoodhse.org/
New Castle Community	100 New Churchmans Road	New Castle, DE	(302) 395-	http://www.ncccpartnership.org/

Partnership		19720	5386	
Planned Parenthood of Delaware	140 East Delaware Avenue	Newark, DE 19711	(302) 731-7801	www.plannedparenthood.org
Police Athletic League (PAL)	7259 Lancaster Pike	Hockessin, DE 19707	(302) 239-8857	http://www.palde.org
Police Athletic League (PAL)	Garfield Park			
	26 Karlyn Drive	New Castle, DE 19720	(302) 656-9501	http://www.palde.org
Rosehill Community Center	19 Lambsons Lane	New Castle, DE 19720	(302) 656-8513	http://www.rosehillcommunitycenter.org
YMCA	<i>Bear-Glasgow Family YMCA</i>			
	351 George Williams Way	Newark, DE 19702	(302) 836-YMCA	http://www.ymcade.org/
	<i>Western Family YMCA</i>			
YMCA	2600 Kirkwood Highway	Newark, DE 19711	(302) 709-YMCA	http://www.ymcade.org/
YWCA	153 E. Chestnut Hill Road			
	Suite 102	Newark, DE 19713	(302) 224-4060	http://www.ywca.org

Delaware Prevention Programs: Kent County

Big Brothers/Big Sisters	838 Walker Road	Dover, DE 19904	(302) 674-2486	http://www.bbbsde.org/
	Suite22-2			
	240 E Commerce Street	Smyrna, DE 19977	(302) 659-5610	http://www.bgclubs.org/
Boys and Girls Club	<i>Dover Air Force Base Club</i>			
	864 Center Road	Dover, DE 19901	(302) 677-6376	http://www.bgclubs.org/
Boys and Girls Club	<i>Greater Milford Club</i>			
	105 NE Front Street	Milford, DE 19963	(302) 422-4453	http://www.bgclubs.org/
Boys and Girls Club	<i>Simon Circle Club</i>			
	375 Simon Circle	Dover, DE 19904	(302) 678-5182	http://www.bgclubs.org/
Catholic Charities	1155 Walker Road	Dover, DE 19904	(302) 674-1782	catholiccharitiesusa.org

Children & Families First	91 Wolf Creek Boulevard Suite 1	Dover, DE 19901	(302) 674-8384	http://www.cffde.org/
Children's Advocacy Center	611 S. Dupont Highway Suite 201	Dover, DE 19901	(302) 741-2123	http://www.cacofde.org/
Delaware Adolescent Program, Inc	185 South Street	Camden, DE 19934	(302) 697-0356	http://dapi.org/
Delmarva Rural Ministries	<i>Administration & Social Services</i> 26 Wyoming Avenue	Dover, DE 19904	(302) 678-3652	www.drminc.org
Delmarva Rural Ministries	<i>Kent Community Health Center</i> 1095 S. Bradford Street	Dover, DE 19904	(302) 678-2000	www.drminc.org
Delaware Parents Association	101 W. Loockerman Street Suite 3A	Dover, Delaware 19904	(302) 678-9288	http://www.delparents.org/
First State Community Action Agency	<i>Blue Hen Corporate Center</i> 655 S. Bay Road Suite 4J	Dover, DE 19901	(302) 674-1355	http://www.firststatecaa.org/
Health Promotion and Disease Prevention	<i>Thomas Collins Building</i> Suite 7 540 S. DuPont Highway	Dover, DE 19901	(302) 744-1000	www.dhs.delaware.gov/dph/
Kent County Community Action Agency, Inc	120 A South Governors Avenue	Dover, DE 19904	(302) 678-1949	
Office of Highway Safety	Public Safety Building 303 Transportation Circle Suite 201	Dover, DE 19901	(302) 744-2740	http://ohs.delaware.gov/
Planned Parenthood of Delaware	805 South Governors Ave	Dover, DE 19901	(302) 678-5200	www.plannedparenthood.org
YMCA	<i>Central Delaware YMCA</i> 1137 South State Street	Dover, DE 19901	(302) 346-YMCA	http://www.ymcade.org/

Delaware Prevention Programs: Sussex County

AIDS Delaware	37201 Rehoboth Avenue Unit 1	Rehoboth Beach, DE 19971	(302) 226-5350	http://www.aidsdelaware.org/
AIDS Delaware	36 South Market Street	Seaford, DE 19973	(302) 629-6806	http://www.aidsdelaware.org/
Big Brothers/Big Sisters	111-A North Bedford Street	Georgetown, DE 19947	(302) 856-2918	http://www.bbbsde.org/
Boys and Girls Club	<i>Rehoboth Beach Club</i>			
	19285 Holland Glade Road	Rehoboth Beach, DE 19971	(302) 260-9864	http://www.bgclubs.org/
Boys and Girls Club	<i>Georgetown Club</i>			
	115 N Race Street	Georgetown, DE	(302) 856-4903	http://www.bgclubs.org/
Boys and Girls Club	<i>Western Sussex Club</i>			
	310 Virginia Avenue	Seaford, DE 19973	(302) 628-3789	http://www.bgclubs.org/
Boys and Girls Club	<i>Greater Milford Club</i>			
	105 NE Front Street	Milford, DE 19963	(302) 422-4453	http://www.bgclubs.org/
Boys and Girls Club	<i>Oak Orchard Club</i>			
	31550 Oak Orchard Road	Millsboro, DE 19966	(302) 945-2294	http://www.bgclubs.org/
Camp Rehoboth	37 Baltimore Avenue	Rehoboth Beach, DE 19971	(302) 227-5620	
Catholic Charities	406 S. Bedford Street			
	Suite 9	Georgetown, DE 19947	(302) 856-6310	catholiccharitiesusa.org
Children's Advocacy Center	410 S. Bedford Street	Georgetown, DE 19947	(302) 854-0323	http://www.cacofde.org/
Delaware Adolescent Program, Inc	26673 North Sussex Hwy	Seaford, DE 19973	(302) 629-7790	http://dapi.org/

Delmarva Rural Ministries	<i>Elizabeth Cornish Landing (ECL), II, & Annex</i>			
	100 Elizabeth Landing	Bridgeville, DE 19933	(302) 337-9744	www.drminc.org
First State Community Action Agency	<i>Stanford L. Bratton Building</i>			
	308 N. Railroad Avenue	Georgetown, DE 19947	(302) 856-7761	
			(800) 372-2240	http://www.firststatecaa.org/
LaRed Health Center- Prenatal, Mental Health, and HIV Prevention	504 West Market Street	Georgetown, DE 19947	(302) 855-2130	www.laredhealthcenter.org/
Mothers Against Drunk Driving (MADD)	2103 Caitlins Way	Millsboro, DE 19966	(302) 853-6233	
Planned Parenthood of Delaware	19 Midway Shopping Cnt.	Rehoboth Beach, DE 19971	(302) 645-2737	www.plannedparenthood.org
YMCA	<i>Sussex Family YMCA</i>			
	20080 Church Street	Rehoboth Beach, DE 19971	(302) 296-YMCA	http://www.ymcade.org/
YWCA	20155 North Office Circle			
	Unit 1	Georgetown, DE 19947	(302) 253-0684	http://www.ywca.org

Delaware Referral/Community Programs: Wilmington

1212 Corporation	2700 N Washington Street	Wilmington, DE 19802	(302) 764-4040	
Alcoholics Anonymous				http://www.ndiaa.org/
Children's Advocacy Center	<i>AI Dupont Hospital</i>			
	1600 Rockland Road	Wilmington, DE 19899	(302) 651-4566	http://www.cacofde.org/
	PO Box 269			
Delaware Helpline	900 North King Street			
	Suite 330	Wilmington, DE 19801	(800) 464-4357	www.delawarehelpline.org
Delaware HIV Consortium	100 West 10 th Street			
	Suite 415	Wilmington, DE 19801	(302) 654-5471	www.DelawareHIV.org
Hepatitis Association of DE	100 West 10 th Street			
	Suite 409	Wilmington, DE 19801	(302) 421-3677	
Ministry of Caring	<i>Sacred Heart House</i>			
	917 N. Madison Street	Wilmington, DE 19801	(302) 428-3652	http://www.ministryofcaring.org/
Ministry of Caring	506 N. Church Street	Wilmington, DE 19801	(302) 652-5523	http://www.ministryofcaring.org/
Ministry of Caring	<i>Andrisani Building</i>			
	1803 West 6th Street	Wilmington, DE 19805	(302) 428-3702	http://www.ministryofcaring.org/
Ministry of Caring	<i>Sacred Heart Administration</i>			
	903 North Madison	Wilmington, DE 19801	(302) 888-	http://www.ministryofcaring.org/

	Street		1420	
Narcotics Anonymous				http://www.usrecovery.info/NA/
Salvation Army	<i>Regional Facilities Program/Children's Services</i>			
	400 North Orange Street	Wilmington, DE 19801	(302) 472-0712	http://www.salvationarmydelaware.org/
Salvation Army	<i>Family Services</i>			
	400 North Orange Street	Wilmington, DE 19801	(302) 472-0750	http://www.salvationarmydelaware.org/
	<i>Adult Rehabilitation Center</i>			
Salvation Army	107 S. Market Street	Wilmington, DE 19801	(302) 654-8808	http://www.salvationarmydelaware.org/
Salvation Army	<i>Delaware Regional Facility</i>			
	400 N. Orange Street	Wilmington, DE 19801	(302) 472-0700	http://www.salvationarmydelaware.org/
School-Based Health Centers	<i>Brandywine High School</i>			
	1400 Foulk Road	Wilmington, DE 19803	(302) 477-6750	
	<i>Concord High School</i>			
	2501 Ebright Road	Wilmington, DE 19810	(302) 477-3960	
	<i>Delcastle Technical High School</i>			
	1417 Newport Road	Wilmington, DE 19804	(302) 892-4460	
	<i>John Dickinson High School</i>			

	1801 Milltown Road	Wilmington, DE 19808	(302) 892-3270	
	<i>Howard School of Technology</i>			
	401 East 12th Street	Wilmington, DE 19801	(302) 576-8080	
	<i>Thomas McKean High School</i>			
	301 McKennan's Church Road	Wilmington, DE 19808	(302) 636-5330	
	<i>Mount Pleasant</i>			
	5201 Washington Street Ext.	Wilmington, DE 19809	(302) 765-1100	
	<i>Cab Calloway School of the Arts</i>			
	Wilmington Campus			
	100 North Dupont Road	Wilmington, DE 19807	(302) 651-2113	
YMCA	<i>Resource Center</i>			
	100 West 10th Street			
	Suite 901	Wilmington, DE 19801	(302) 571-6975	http://www.ymcade.org/

Delaware Referral/Community Programs: New Castle County

Alcoholics Anonymous				http://www.ndiaa.org/
Delaware Health Source- New Castle County Consumer Health Program	The Delaware Academy of Medicine- Bear Public Library			
	101 Governor's Place	Bear, DE 19701	(302) 836- 2725	www.dehealthsource.org/
Kent County Consumer Health Program	The Delaware Academy of Medicine- Gail P. Gill Consumer Health Library			
	4765 Ogletown-Stanton Road	Newark, DE 19713	(302) 733- 1122	www.dehealthsource.org/
Narcotics Anonymous				http://www.usrecovery.info/NA/
New Castle Community Partnership, Inc	100 New Churchmans Road	New Castle, DE 19720	(302) 395- 5386	
School-Based Health Centers	<i>Christiana High School</i>			
	190 Salem Church Road	Newark, DE 19713	(302) 454- 5421	
	<i>Glasgow High School</i>			
	1901 South College Avenue	Newark, DE 19702	(302) 369- 1501	
	<i>Paul M. Hodgson Vottechnical</i>			
	2575 Glasgow Avenue	Newark, DE 19702	(302) 838- 5400	
	<i>Middletown High School</i>			
	122 Silver Lake Road	Middletown, DE 19709	(302) 378- 5775	
	<i>Newark High School</i>			
	401 East Delaware Avenue	Newark, DE 19711	(302) 369- 1606	
	<i>William Penn High School</i>			

	713 East Basin Road	New Castle, DE 19720	(302) 324-5740	
--	---------------------	----------------------	----------------	--

Delaware Referral/Community Programs: Kent County

Alcoholics Anonymous				http://www.ndiaa.org/
Children's Advocacy Center	611 S. Dupont Highway			
	Suite 201	Dover, DE 19901	(302) 741-2123	http://www.cacofde.org/
Delaware Health Source-Kent County Consumer Health Program	The Delaware Academy of Medicine- Dover Public Library			
	45 S. State Street	Dover, DE 19901	(302) 736-7079	www.dehealthsource.org/
Narcotics Anonymous				http://www.usrecovery.info/NA/
School-Based Health Centers	<i>Caesar Rodney High School</i>			
	219 Old North Road	Camden, DE 19934	(302) 698-4280	
	<i>Dover High School</i>			
	625 Walker Road	Dover, DE 19901	(302) 672-1586	
	<i>Lake Forest High School</i>			
	5407 Killen's Pond Road	Felton, DE 19943	(302) 284-3800	
	<i>Milford Senior High School</i>			
	1019 North Walnut Street	Milford, DE 19963	(302) 424-6120	

	<i>Polytech High School</i>			
	823 Walnut Shade Road	Woodside, DE 19980	(302) 697-8402	
	PO Box 97			
	<i>Smyrna High School</i>			
	500 Duck Creek Parkway	Smyrna, DE 19977	(302) 653-2399	

Delaware Referral/Community Programs: Sussex County

Alcoholics Anonymous				http://www.ndiaa.org/
Children's Advocacy Center	410 S. Bedford Street	Georgetown, DE 19947	(302) 854-0323	http://www.cacofde.org/
Delaware Health Source-Sussex County Consumer Health Program	The Delaware Academy of Medicine-Lewes Public Library			
	111 Adams Avenue	Lewes, DE 19958	(302) 227-2854	www.dehealthsource.org/
Narcotics Anonymous				http://www.usrecovery.info/NA/
Salvation Army	<i>Sussex County Family Services</i>			
	601 N. Dual Highway	Seaford, DE 19973	(302) 628-2020	http://www.salvationarmydelaware.org/
Salvation Army	<i>Sussex County Family Services</i>			
School-Based Health Centers	110 S. Bedford Street	Georgetown, DE 19947	(302) 856-7145	http://www.salvationarmydelaware.org/
	<i>Cape Henlopen High School</i>			
	1250 Kings Highway	Lewes, DE 19958	(302) 644-2946	
	<i>Delmar Senior High School</i>			
	200 North Eighth Street	Delmar, DE 19904	(302) 846-0303	
	<i>Indian River High School</i>			
	112 Clayton Avenue	Frankford, DE 19945	(302) 732-3680	
	<i>Laurel Senior High School</i>			
	1133 South Central Avenue	Laurel, DE 19956	(302) 875-6164	

	<i>Milford Senior High School</i>			
	1019 North Walnut Street	Milford, DE 19963	(302) 424-6120	
	<i>Seaford Senior High School</i>			
	399 North Market Street	Seaford, DE 19973	(302) 629-0884	
	<i>Sussex Central Senior</i>			
	26026 Patriots Way	Georgetown, DE 19947	(302) 934-5962	
	<i>Sussex Technical High School</i>			
	17099 County Seat Highway	Georgetown, DE 19947	(302) 856-4360	
	PO Box 351			
	<i>Woodbridge High School</i>			
	307 Laws Street	Bridgeville, DE 19933	(302) 337-9310	
The Way Home Program	One East Laurel Street			
	Second Floor	Georgetown, DE 19947	(302) 856-9870	thewayhomeprogram.org

Delaware Treatment Programs: Wilmington

Addictions Coalition	100 West 10th Street			
	Suite 1012	Wilmington, DE 19801	(302) 984-2322	http://www.addictionscoalitionde.org/
AIDS Delaware	100 West 10th Street			
	Suite 315	Wilmington, DE 19801	(302) 652- 6776	http://www.aidsdelaware.org/
Aquila of Delaware	1812 Newport Gap Pike	Wilmington, DE 19808	(302) 999-1106	http://www.aquilaofde.com/
Belvedere State Service Center	310 Kiamensi Road	Wilmington, DE 19804	(302) 995-9022	
Brandywine Counseling	2713 Lancaster Avenue	Wilmington, DE 19805	(302) 656-2358	http://www.brandywinecounseling.org
CHILD, Inc	507 Philadelphia Pike	Wilmington, DE 19809	(302) 762-8989	http://www.childinc.com/
Children's Mental Health Serv.	1825 Faulkland Road	Wilmington, DE 19805	(302) 892-4515	http://kids.delaware.gov/pbhs/pbhs.shtml
Christiana Counseling	5235 West Woodmill Dr.			
	Suites 47 & 48	Wilmington, DE 1980	(302) 995-1680	christianacounseling.com
Christ the Bridge	1011 North Clayton Street	Wilmington, DE 19805	(302) 655-4613	
Connections	500 West Tenth Street	Wilmington, DE 19801	(866) 477-5345	http://www.connectionspsc.org/
Connections-Clinic	500 West Eighth Street	Wilmington, DE 19801	(302) 656-8326	http://www.connectionspsc.org/
Connections-DUI	2205 Silverside Road	Wilmington, DE 19810		http://www.connectionspsc.org/
Connections-Prisoner Reentry	503 West 9th Street	Wilmington, DE 19801		http://www.connectionspsc.org/

Contact Lifeline	PO Box 9525	Wilmington, DE 19809	(302) 761-9800	Contactlifeline.org
Crossroads of Delaware	2303 Lancaster Avenue	Wilmington, DE 19801	(302) 652-1405	
Delaware Center for Justice	100 West 10th Street			
	Suite 905	Wilmington, DE 19801	(302) 658-7174	http://www.dcjustice.org/
Delaware Ecumenical Council on Children and Families, Inc	240 North James Street			
	Suite B1B	Wilmington, DE 19804	(302) 225-1040	www.deccf.org/
Delaware Guidance Services for Children	1213 Delaware Avenue	Wilmington, DE 19806	(302) 652-3948	delawareguidance.org
Gaudenzia Fresh Start	604 West 10th Street	Wilmington, DE 19801	(302) 656-1294	http://www.gaudenzia.org/
Gateway House, Inc	121 North Poplar Street	Wilmington, DE 19801	(302) 571-8885	
Henrietta Johnson Medical Center	<i>Southbridge</i>			
	601 New Castle Avenue	Wilmington, DE 19801	(302) 655-6187	http://www.hjmc.org/
Henrietta Johnson Medical Center	<i>Riverside</i>			
	700 Lea Boulevard			
	Suite 201	Wilmington, DE 19802	(302) 761-4610	http://www.hjmc.org/
Hepatitis Association of DE	100 West 10 th Street	Wilmington, DE 19801	(302) 421-3677	
HOGAR CREA-International Inc of Delaware Men's Center	1126 Brandywine Street	Wilmington, DE 19802	(302) 654-1158	
Horizon House	1902 A Maryland Avenue	Wilmington, DE 19805	(302) 655-7108	http://hhinc.org/

Jewish Family Services/FutureNet	Main Office			
	99 Passmore Road	Wilmington, DE 19803	(302) 478-9411	http://www.jfsdelaware.org/
Kingswood Community Center	2300 Bowers Street	Wilmington, DE 19802	(302) 764-9022	http://www.kwac.org/
The Life Center	807 N. Union Street	Wilmington, DE 19805	(302) 656-1000	
Limen House for Men, Inc	600 West Tenth Street	Wilmington, DE 19899	(302) 652-7969	www.limenhouse.org
Limen House for Women, Inc	624 North Broom Street	Wilmington, DE 19899	(302) 571-1216	www.limenhouse.org
Mental Health Association	100 West 10 th Street			
	Suite 600	Wilmington, DE19801	(302) 654-6833	www.mhainde.org
NET Kirkwood Detox. Center	3515 Kirkwood Highway	Wilmington, DE 19803	(302) 995-8610	
Northeast State Service Center	1624 Jessup Street	Wilmington, DE 19802	(302) 577-3150	
O.A. Herring Community Center	2801 North Pine Street	Wilmington, DE 19805	(302) 764-0137	
Orlov Counseling Associates	2601 Annand Plaza Drive	Wilmington, DE	(302) 994-4014	
PACE	5307 Limestone Road			
	Suite 101	Wilmington, DE 19808	(302) 234-2211	
People's Settlement Association	408 East 8th Street	Wilmington, DE 19801	(302) 658-4133	http://www.psassociation.org/
Planned Parenthood of Delaware	625 Shipley Street	Wilmington, DE 19801	(302) 655-7296	www.plannedparenthood.org
Porter State Service Center	509 W. 8th Street #3	Wilmington, DE 19801	(302) 577-3400	delaware.gov
SODAT	625 Orange Street	Wilmington, DE	(302) 656-2810	

		19801		
Sojourners' Place	2901 Northeast Boulevard	Wilmington, DE 19802	(302) 764-4803	http://sojournersplace.org/
Tranquility Counseling, Inc	5149 West Woodmill Dr.			
	Suite 20	Wilmington, DE 19808	(302) 636-0700	www.tranquilitycounseling.com
Upper Bay Adoption & Counsel.	700 A River Road	Wilmington, DE 19809	(302) 764-1890	http://www.upperbay.org/
Washington St. Behav. Health	917 Washington Street	Wilmington, DE 19801	(866) 477-5345	
Westside Health	1802 West 4 th Street	Wilmington, DE 19805	(302) 655-5822	www.westsidehealth.org
Westside Health	908-B East 16 th Street	Wilmington, DE 19802	(302) 575-1414	www.westsidehealth.org

Delaware Treatment Programs: New Castle County

Addiction Recovery Systems	263 Quigley Boulevard			
	Suite 1A	New Castle, DE 19720	(302) 323- 9400	www.ardelaware.com
Al-Anon Family Groups			(866) 460- 4070	http://www.marydelalanon.org/
Appoquinimink State Service Center	122 Silver Lake Road	Middletown, DE 19709	(302) 378- 5770	
Claymont State Service Center	3301 Green Street	Claymont, DE 19703	(302) 798- 2870	
Connections-DUI	Polly Drummond Office			
	Plaza Suite 3304	Newark, DE 19711		http://www.connectionspscsp.org/
Connections-DUI	22 N Broad Street	Middletown, DE 19709		http://www.connectionspscsp.org/
Connections-DUI	22 N. DuPont Highway	Smyrna, DE 19977		http://www.connectionspscsp.org/
Crisis Intervention Service	14 Central Avenue	New Castle, DE 19720	(302) 577- 2484	
DE Guidance Serv. for Children	Polly Drummond Office Pk.			
	Building 1, Suite 1208	Newark, DE 19711	(302) 455- 9333	delawareguidance.org
DeLaWarr State Service Center	500 Rogers Road	New Castle, DE 19720	(302) 577- 2970	
Floyd I. Hudson State Service Center	501 Ogletown Road	Newark, DE 19711	(302) 283- 7500	http://www.dhss.delaware.gov/
HEROIN Hurts	PO Box 96	Middletown, DE 19709		http://www.heroinhurts.com/
Jewish Family Services/FutureNet	Relationship Office			
	288 East Main Street	Newark, DE 19711	(302) 478- 9411	http://www.jfsdelaware.org/
Meadow Wood Behavioral Health	575 S. DuPont Highway	New Castle, DE	(302) 323-	http://mwbhs.com

System		19720	8000	
NET- Kacy Church Treatment Center	287 Christiana Road			
	Suite 8	New Castle, DE 19720	(302)325-6500	
New Behavioral Network	240 North James Street			
	Suite 100 E	Newport, DE 19804	(302) 892- 9217	www.newbehavioralnetwork.com
Open Door Inc	3301 Green Street	Claymont, DE 19703	(302)798-9555	
Planned Parenthood of Delaware	140 East Delaware Avenue	Newark, DE 19711	(302) 731- 7801	www.plannedparenthood.org
Red Lion Residential Treatment Cnt.	3560 Wrangle Hill Road	Bear, DE 19701	(302) 834- 8416	
Rockford Center	100 Rockford Drive	Newark, DE 19713	(302) 996- 5480	http://www.rockfordcenter.com/
Rosehill Community Center	19 Lambson Lane	New Castle, DE 19720	(302) 656- 8513	http://www.rosehillcommunitycenter.org
Silver Lake Day Treatment Center	493 East Main Street	Middletown, DE 19709	(302) 378- 5238	
SOAR	523 Old Capital Trail	Newark, DE 19711	(302) 655- 3953	http://www.soarinc.com/
Terry Children's Psychiatric Center	10 Central Avenue	New Castle, DE 19720	(302) 577- 4270	
Victory Christian Fellowship	100 Wilton Boulevard	New Castle, DE 19720	(302) 324- 5400	
Westside Health	27 Marrows Road	Newark, DE 19711	(302) 455- 0900	www.westsidehealth.org
Westside Health	404 Fox Hunt Drive	Bear, DE 19701	(302) 836- 2864	www.westsidehealth.org

Delaware Treatment Programs: Kent County

ABR Counseling Associates	1550 S. Governors Ave.	Dover, DE 19904	(302) 678-4558	http://www.abrcounseling.com/
AFW Counseling Services	925 Kitts Hummock Road	Dover, DE 19901	(302) 734-0991	
Connections-Clinic	696 Bay Road	Dover, DE 19904		http://www.connectionsensp.org/
Connections-DUI	22 N. DuPont Highway	Smyrna, DE 19977		http://www.connectionsensp.org/
DE Guid. Serv. for Children	103 Mont Blanc Boulevard	Dover, DE 19904	(302) 678-3020	delawareguidance.org
Delmarva Rural Ministries	Administration and Social Services			
	26 Wyoming Avenue	Dover, DE 19904	(302) 678-3652	http://drminc.org/
Delmarva Rural Ministries	Kent Community Health Center			
	1095 S. Bradford Street	Dover, DE 19904	(302) 678-2000	http://drminc.org/
James Williams State Service Cnt.	805 River Road	Dover, DE 19901	(302) 857-5000	
John Wesley Community Outreach and HIV Testing	211 West Division Street	Dover, DE 19901		
Kent Sussex County Counseling	<i>Opioid Treatment, HIV/AIDS</i>			
	1241 College Park Drive	Dover, DE 19904	(302) 735-7790	http://kscs.org/
Planned Parenthood of Delaware	805 South Governors Ave.	Dover, DE 19901	(302) 678-5200	www.plannedparenthood.org
People's Place	165 Commerce Way	Dover, DE 19904	(302) 730-4479	
People's Place	32 S. Main Street	Smyrna, DE 19977	(302) 653-2341	
Psychotherapeutic Children's Services	2 N. Bradford Street	Dover, DE 19904	(302) 674-2192	
Psychotherapeutic Services, Inc	630 West Division Street			
	Suite E	Dover, DE 19904	(302) 672-7150	http://psychotherapeuticservices.com
Serenity Place	327 Martin Street	Dover, DE 19901	(302) 674-8036	
Smyrna State Service Center	200 South DuPont Blvd			

	Suite 101	Smyrna, DE 19977	(302) 514-4500	
SOAR	840 Walker Road	Dover, DE 19904	(302) 422-3811	http://www.soarinc.com/
Upper Bay Adoption & Counsel.	3249 Midstate Road	Felton, DE 19943	302-335-1690	http://www.upperbay.org/

Delaware Treatment Programs: Sussex County

AIDS Delaware	37201 Rehoboth Avenue			
	Unit 1	Rehoboth Beach, DE 19971	(302) 226-5350	http://www.aidsdelaware.org/
AIDS Delaware	36 South Market Street	Seaford, DE 19973	(302) 629-6806	http://www.aidsdelaware.org/
Anna Shipley State Service Cnt	350 Virginia Avenue	Seaford, DE 19973	(302) 628-2000	
Aquila of Delaware	10 N Railroad Avenue	Georgetown, DE 19947	(302) 856-9746	http://www.aquilaofde.com/
Aquila of Delaware	6 N Railroad Avenue	Georgetown, DE 19947	(302) 856-9746	http://www.aquilaofde.com/
Aquila of Delaware	2110 Duncan Street	Georgetown, DE 19947	(302) 992-1106	http://www.aquilaofde.com/
Bridgeville State Service Center	North Cannon and Mill St.	Bridgeville, DE 19933	(302) 337-8261	
Camp Rehoboth	37 Baltimore Avenue	Rehoboth Beach, DE 19971	(302) 227-5620	
Cape Henlopen Senior Center	11 Christian Street	Rehoboth Beach, DE 19971	(302) 227-2055	http://capehenloopenseniorcenter.org/
Children & Families First	<i>Seaford House Residential</i>			
	400 N. Market Street Extension	Seaford, DE 19973	(302) 629-6996	http://www.cffde.org/
Children & Families First	410 S. Bedford Street	Georgetown, DE 19947	(302) 856-2388	http://www.cffde.org/
Connections-Clinic	21305 Berlin Avenue	Georgetown, DE 19947		http://www.connectionsensp.org/
Corinthian House	219-221 South Race Street	Georgetown, DE 19947	(302) 856-7533	www.hudsonhealth.org
DE Guid. Serv. for Children	31168 Learning Lane	Lewes, DE 19958	(302) 645-5338	delawareguidance.org
DE Guid. Serv. for Children	900 Health Services Drive	Seaford, DE 19973	(302) 262-3505	delawareguidance.org
Delmarva Rural Ministries	Elizabeth Corning Landing, II, & Annex			
	100 Elizabeth Landing	Bridgeville, DE 19933	(302) 337-9744	http://drminc.org/
Edward Pyle State Service Cnt	34314 Pyle Center Road	Frankford, DE 19945	(302) 732-9501	
Fellowship Health Resources	12649 DuPont Boulevard	Ellendale, DE 19941	(302) 422-1530	www.fellowshiphr.org/delaware/
Kent Sussex County Counseling	<i>Opioid Treatment</i>			
	20728 DuPont Boulevard			

	Unit 313	Georgetown, DE 19947	(302) 854-0172	http://kscs.org/
Kent Sussex County Counseling	<i>HIV/AIDS Program</i>			
	111 Mechanic Street	Laurel, DE 19956	(302) 877-0444	http://kscs.org/
LaRed Health Center-Family Practice	505 West Market Street	Georgetown, DE 19947	(302) 855-1233	www.laredhealthcenter.org/
LaRed Health Center-Family Practice	1340 Middleford Road			
	Suite 401	Seaford, DE 19973	(302) 628-7752	www.laredhealthcenter.org/
LaRed Health Center- Prenatal, Mental Health, and HIV Prevention	504 West Market Street	Georgetown, DE 19947	(302) 855-2130	www.laredhealthcenter.org/
Laurel State Service Center	31039 North Poplar Street	Laurel, DE 19956	(302) 875-6943	
The Lighthouse Program	13726 South Old State Road	Ellendale, DE 19941	(302) 424-8080	
Milford Annex	13 S.W. Front Street	Milford, DE 19963	(302) 424-7230	
Milford Draper Building	10 Church Avenue	Milford, DE 19963	(302) 422-1400	
Milford Memorial Hospital				
Milford State Service Center	11-13 Church Avenue	Milford, DE 19963	(302) 424-7200	
Milford Walnut Street Building	18 N. Walnut Street	Milford, DE 19963	(302) 424-7300	
People's Place	1129 Airport Road	Milford, DE 19963	(302) 422-8033	
People's Place	230 Mitchell Street	Millsboro, DE 19966	(302) 934-0300	
People's Place	350 Virginia Avenue	Seaford, DE 19973	(302) 422-8026	
Planned Parenthood of Delaware	19 Midway Shopping Cnt.	Rehoboth Beach, DE 19971	(302) 645-2737	www.plannedparenthood.org
Safe Harbor, Inc	6 Bay Oak Drive	Lewes, DE 19958	(302) 945-9425	
Seaford House/Children and Families First	PO Box 902	Seaford, DE 19973	(302) 629-6996	
SOAR	The Centre at Lewes			
	17021 Old Orchard Road			
	Unit 1A	Lewes, DE 19958	(302) 645-4903	http://www.soarinc.com/
Sussex Detoxification Center	Main Street	Ellendale, DE 19941	(302) 856-5236	

Terry Psychiatric Center	Milford State Service Cnt			
	11-13 N. Church Avenue	Milford, DE 19963		
Thresholds of Delaware	20505 Dupont Boulevard			
	Unit 1	Georgetown, DE 19947	(302) 856-1835	http://thresholdsinc.com
Thurman Adams State Service	546 S Bedford Street	Georgetown, DE 19947	(302) 856-5574	

Delaware Coalition Registry

Name	Contact	Email	Area
South Wilmington Planning Network	Rysheema Dixon	rdixon@uwde.org	South Wilmington
Family Resource Coalition	Lonnie Edwards	lonnieedwards81@yahoo.com	
Kent County Action Prevention Coalition	Star Fuentes and Dee Sewell	danneemon@yahoo.com	Kent County
Sussex County Action Prevention Coalition	Star Fuentes	sfuentes@kscs.org	Sussex County
Kent County Prevention Coalition	Lynn Widdowson	lwiddowson@capital.k12.de.us	Dover
Wilmington Prevention Coalition	Penny Dryden Rochelda Adderley	drydenp@aol.com radderley@ymca.org	Eastside, Westside, Northeast, Southbridge, Riverside
Southern New Castle Community Coalition (SN4C)	Howard Isenberg	howard@holcombbhs.org	Appoquinimink School District
Middletown Action Network	Tim Deschepper	tdeschepper@middletownde.org	Middletown
Healthy Kids Delaware	Donna Snyder-White	dowhite@nemours.org	New Castle Co
University Schools Alliance	Roberta Gealt	basha@udel.edu	Statewide
Delaware Coalition for Injury Prevention	Peggy Mack	peggymack02@aol.com	Statewide
Delaware Prevention Coalition	Bruce Wright Scott Borino	abwright@firststatecaa.org ecc@dca.org	Statewide
Sussex County Health Promotion Coalition	Peggy Geisler	pgeisler@pmgconsulting.net 1-410-310-5969	Sussex County
New Castle Neighborhood Prevention Coalition	Alyson Lang	Langny88@cs.com	New Castle Ave./ Rte. 9
Veterans Administration	Allen "Ted" Smith	Allen.smith2@va.gov	Sussex County
SmartDrive Foundation	Karen Versuk	Karen.gibbons@smartdriveusa.org	Statewide
Addictions Coalition of Delaware	Joe Connor	jpcconnorjr@gmail.com	Statewide
Sussex County Strong Communities Initiative	Michelle Johnson	mjohnson@firststatecaa.org	Sussex County

Delaware Coalition Registry

Name	Contact	Email	Area
Kent Sussex Action Prevention Coalition	Star Fuentes	sfuentes@kscs.org	Kent and Sussex Counties
Eastern Brandywine Hundred Prevention Coalition	Scott Borino and Nadine Sabater	ecc@dca.org	Edgemoor area in New Castle County
Quality Insights of Delaware-Care Transitions Coalition	Sally Jennings Mary Rogers	Chris.oakes@state.de.us	Statewide
Delaware Aging Network	Sue Getman	Chris.oakes@state.de.us	Statewide
Governor's Advisory Council for Aging & Adults with Disabilities		Chris.oakes@state.de.us	Statewide
Delaware IMPACT Tobacco Free Coalition	Deb Brown (American Lung Association)	dbrown@lunginfo.org	Statewide
Westside Neighborhood Coalition			
Hilltop Neighborhood Coalition			

APPENDICES:

A. Survey and Source Information

B. DDATA Members

Appendix A

NATIONAL SURVEY ON DRUG USE AND HEALTH (NSDUH)

The National Survey on Drug Use and Health (NSDUH) is an annual nationwide survey involving interviews with approximately 70,000 randomly selected individuals aged 12 and older. The [Substance Abuse and Mental Health Services Administration](#) (SAMHSA), which funds NSDUH, is an agency of the U.S. Public Health Service in the [U.S. Department of Health and Human Services](#) (DHHS). Supervision of the project comes from [SAMHSA's Center for Behavioral Health Statistics and Quality](#) (CBHSQ). NSDUH is authorized by [Section 505 of the Public Health Service Act](#), which requires annual surveys to collect data on the level and patterns of substance use.

A scientific random sample of households is selected across the United States, and a professional RTI interviewer makes a personal visit to each selected household. Once a household is chosen, no other household can be substituted for any reason. This practice is to ensure the NSDUH data represent the many different types of people in the United States. After answering a few general questions during the in-person visit by the interviewer, one or two residents of the household may be asked to participate in the survey by completing an interview. It is possible no one will be selected for the interview. If an individual is selected for the interview, their participation is voluntary, but no other person can take their place. Since the survey is based on a random sample, each selected person represents more than 4,500 United States residents. At the end of the completed interview, the selected person will receive \$30 in cash. Participants complete the interview in the privacy of their own home. A professional RTI interviewer personally visits each selected person to administer the interview using a laptop computer. No prior computer skills are necessary. Individuals answer most of the interview questions in private and enter their responses directly into the computer so even the interviewer does not know the answer entered. For some items, the interviewer reads the question aloud and enters the participant's response into the computer. The interview takes about an hour to complete.

Data from the NSDUH provide national and state-level estimates on the use of tobacco products, alcohol, illicit drugs (including non-medical use of prescription drugs) and mental health in the United States. In keeping with past studies, these [data](#) continue to provide the drug prevention, treatment, and research communities with current, relevant information on the status of the nation's drug usage. To assess and monitor the nature of drug and alcohol use and the consequences of abuse, NSDUH strives to:

- provide accurate data on the level and patterns of alcohol, tobacco and illegal substance use and abuse;
- track trends in the use of alcohol, tobacco, and various types of drugs;
- assess the consequences of substance use and abuse; and
- identify those groups at high risk for substance use and abuse.

Many government agencies, private organizations, individual researchers, and the public at large use NSDUH data. For instance, many state health agencies use NSDUH data to estimate the need for treatment facilities. Other federal, state, and local agencies, such as the White House [Office of National Drug Control Policy](#) and the [U.S. Department of Justice](#), use the information to support prevention programs and monitor drug control strategies.

DELAWARE SCHOOL SURVEY

This survey is a continuation of a survey first administered to Delaware students in Spring, 1989. From 1989 through 1994, the survey was conducted for the Delaware Department of Education with the Perspectives, Attitudes and Use Survey (PAUS). From 1995 to 1998, the Delaware School Survey of Alcohol, Tobacco and Other Drug Abuse was supported by the Delaware Prevention Coalition (administered through the Office of Prevention in the Department of Services for Children, Youth and Their Families) and conducted by the Center for Drug and Alcohol Studies at the University of Delaware. From 1999 through 2003, the survey was a part of the Delaware State Incentive Grant (SIG) Cooperative Agreement from the Substance Abuse and Mental Health Services Administration's Center for Substance Abuse Prevention (CSAP). The Delaware SIG was administered by Delaware Health and Social Services, Division of Substance Abuse and Mental Health. Since 2004, the Delaware School Survey has been jointly sponsored by the Delaware Legislature through the Delaware Health Fund and by support from the Division of Substance Abuse and Mental Health through federal Prevention Block Grant funding.

Since 1999 the survey has been expanded from the sample used in previous years to an attempt to interview most 5th, 8th, and 11th graders in the Delaware public schools. The survey is conducted from January into June each year as an anonymous classroom administration, using a form that can be completed in no more than one class period.

Surveys were completed in all 19 school districts in the State and in all but one Charter School. Each of our samples since 1999 allows for statewide and countywide estimates that have much greater reliability and smaller confidence intervals than were available in previous years. The numbers of completed interviews are reported in the following table:

SAMPLE DESCRIPTION -- DELAWARE SCHOOL SURVEY

	FIFTH GRADE (N= 8260)	EIGHTH GRADE (N= 5651)	ELEVENTH GRADE (N= 4730)
GENDER (%)			
Males	50	50	49
Females	50	50	51
ETHNICITY (%)			
White Non-Hispanic	39	48	50
Black Non-Hispanic	26	24	25
Hispanic/Latino	16	16	14
Other	19	12	11
COUNTY (Ns)			
New Castle	4623	3673	2603
Kent	2103	1392	1707
Sussex	1521	1187	968

2011 YOUTH RISK BEHAVIOR SURVEY

Delaware Middle School Survey Survey Summary

The 2011 Youth Risk Behavior Survey (YRBS-M) was completed by 3,145 students in 53 public middle schools in Delaware during the spring of 2011. The school response rate was 100%, the student response rate was 87%, and the overall response rate was 87%. The results are representative of all students in grades 6-8. The weighted demographic characteristics of the sample are as follows:

Female	48.8%	6th grade	31.8%	Black*	25.3%
Male	51.2%	7th grade	35.6%	Hispanic/ Latino	16.4%
		8th grade	32.5%	White*	44.7%
		Other	0.1%	All other races	5.2%
				Multiple races	8.4%

Students completed a self-administered, anonymous, 49-item questionnaire. Survey procedures were designed to protect the privacy of students by allowing for anonymous and voluntary participation. Local parental permission procedures were followed before survey administration.

The YRBS is one component of the Youth Risk Behavior Surveillance System (YRBSS) developed by the Centers for Disease Control and Prevention in collaboration with representatives from state and local departments of education and health, other federal agencies, and national education and health organizations. The Youth Risk Behavior Surveillance System was designed to focus the nation on behaviors among youth related to the leading causes of mortality and morbidity among both youth and adults and to assess how these risk behaviors change over time. The Youth Risk Behavior Surveillance System measures behaviors that fall into six categories:

1. Behaviors that result in unintentional injuries and violence;
2. Tobacco use;
3. Alcohol and other drug use;
4. Sexual behaviors that result in HIV infection, other sexually transmitted diseases, and unintended pregnancies;
5. Dietary behaviors; and
6. Physical activity.

The YRBS also measures asthma and self-reported height and weight to allow calculation of body mass index for assessment of overweight and obesity. More information about the Youth Risk Behavior Surveillance System can be obtained from <http://www.cdc.gov/yrbss>.

*Non-Hispanic.

2011 YOUTH RISK BEHAVIOR SURVEY

Delaware High School Survey Survey Summary

The 2011 Youth Risk Behavior Survey (YRBS) was completed by 2,299 in 41 public high schools in Delaware during the spring of 2011. The school response rate was 100%, the student response rate was 81%, and the overall response rate was 81%. The results are representative of all students in grades 9-12. The weighted demographic characteristics of the sample are as follows:

Female	50.7%	9 th grade	29.6%	Black*	27.6%
Male	49.3%	10 th grade	26.3%	Hispanic/ Latino	13.8%
		11 th grade	22.9%	White*	48.0%
		12 th grade	21.0%	All other races	4.4%
		Other	0.1	Multiple races	6.2%

Students completed a self-administered, anonymous, 117-item questionnaire. Survey procedures were designed to protect the privacy of students by allowing for anonymous and voluntary participation. Local parental permission procedures were followed before survey administration.

The YRBS is one component of the Youth Risk Behavior Surveillance System (YRBSS) developed by the Centers for Disease Control and Prevention in collaboration with representatives from state and local departments of education and health, other federal agencies, and national education and health organizations. The Youth Risk Behavior Surveillance System was designed to focus the nation on behaviors among youth related to the leading causes of mortality and morbidity among both youth and adults and to assess how these risk behaviors change over time. The Youth Risk Behavior Surveillance System measures behaviors that fall into six categories:

1. Behaviors that result in unintentional injuries and violence;
2. Tobacco use;
3. Alcohol and other drug use;
4. Sexual behaviors that result in HIV infection, other sexually transmitted diseases, and unintended pregnancies;
5. Dietary behaviors; and
6. Physical activity.

The YRBS also measures asthma and self-reported height and weight to allow calculation of body mass index for assessment of overweight and obesity. More information about the Youth Risk Behavior Surveillance System can be obtained from <http://www.cdc.gov/yrbss>.

*Non-Hispanic.

DELAWARE BEHAVIOR RISK FACTOR SURVEY

Over the last three decades, scientific evidence has clearly demonstrated how personal behaviors affect development of diseases. Smoking, physical inactivity, poor eating habits, obesity, alcohol abuse, and other risk factors can lead to a variety of chronic health problems—like heart disease, cancer, type 2 diabetes, or lung diseases.

Lifestyle behaviors increase the risk of communicable diseases such as AIDS, sexually transmitted diseases, and vaccine-preventable diseases. Injuries from violence and accidents also may be caused by behavioral risks.

As a result of this evidence, public health professionals are focusing on ways to help people change their behaviors to reduce risks and prevent illness or premature death.

To accomplish this, public health researchers need to gather information about health risks. How many people are at risk? What populations are most affected? Health agencies use this information to plan, implement and evaluate health education and disease prevention programs for the public.

These data are gathered through the **Behavioral Risk Factor Surveillance System (BRFSS)**. In the early 1980s, the Centers for Disease Control and Prevention (CDC) worked with several states, including Delaware, to create the BRFSS and address these behavioral health risks. This unique, state-based surveillance system is the largest continuously conducted telephone health survey in the world. The BRFSS includes all 50 states, the District of Columbia, and three territories. The sample is randomized by state, producing more accurate data for state planning. The state-based system allows states to add questions of local interest.

Delaware has been collecting behavioral risk factor data continuously since 1990. The Delaware Behavioral Risk Factor Survey (BRFS) is a random-sample telephone interview survey. Interviewing is conducted every month of every year, and data are analyzed on a calendar-year basis. The annual sample in Delaware is about 5,000 adults age 18 and older.

The partners in the BRFS are [CDC](#), which provides funding and basic data analysis, and the Delaware Division of Public Health (DPH). Telephone interviewing and data entry are provided by Abt SRBI, Inc., under contract with DPH.

APPENDIX B:

DDATA Members

Janice	Barlow	UD Ctr. Comm. Research & Services
Brian	Bartley	Office of the Public Defender
Joyce	Bilski	Northeast Treatment Services
Linda	Blowey	Delaware Dept. of Correction
Lisa	Bond	DHSS, Div. of Serv for Aging & Disabil.
Fred	Breukelman	DHSS, Division of Public Health
Kristen	Brough	People's Place Group Home
Yvonne	Bunch	DSCYF, DPBHS
Richard	Callery	Office of the Medical Examiner
Andrew	Cohen	DSCYF, DPBHS
Tony	Collins	LACC
Amy	DeBenedictis	People's Place Group Home DHSS, Division of Professional Regulation
Dave	Dryden	DHSS, Division of Public Health
Liz	Dubravcic	DE Council on Gambling Problems
Susan	Edgar	Nemours Health & Prevention Services
Tiho	Enev	Delaware Dept. of Correction
Vinnie	Fabber	DSCYF, DPBHS
Chiara	Fox	Delaware State Police
Philana	Gibbs-Mullen	DSCYF, DPBHS
Howard	Giddens	DHSS, Division of Public Health
Barbara	Gladders	Office of the Medical Examiner
Caroline	Honse	Office of the Medical Examiner
Irene	Hopper	Office of the Medical Examiner
Joe	Hughes	DHSS, DSAMH
Tammy	Hyland	Delaware State Police
Sachin	Karnik	DE Council on Gambling Problems
James	Larks	Northeast Treatment Services
Kimberly	Lowman	KIDS COUNT in Delaware
Jay	Lynch	DHSS, Secretary's Office
Fred	MacCormack	DHSS, Division of Public Health
Jonathan	Massey	DHSS, Division of Public Health
Judy	McCormick	DE Council on Gambling Problems
Mary Kate	McLaughlin	DAC DE DOE
Erica	Melman	DHSS, DSAMH
Lisa M.	Moore	DHSS, Division of Public Health
Samantha	Nettesheim	DHSS, Div. of Professional Regulation
Wendy	Nurse	DHSS, DSAMH
Chris	Oakes	DHSS, Div. of Serv for Aging & Disabil.
Regina	Patterson	DHSS, DSAMH
Lisa	Pertzof	DE Council on Gambling Problems
Jennifer	Powell	DE Sentencing Research
Janet	Ray	Delaware Dept. of Education
Marc	Richman	DHSS, DSAMH
Isabel	Rivera- Green	DHSS, DSAMH

Gene	Rodgers	US Drug Enforcement Administration
Tony	Ruggiero	Delaware Dept. of Education
John	Sadowski	DE Department of Education
Chris	Sama	Delaware National Guard
Lisa	Shaw	Office of Highway Safety
Angela	Showell	Delaware National Guard
Melissa	Smith	DHSS, DSAMH
Shawn	Stevens	United Way of Delaware
Bob	Strong	Delaware Dept. of Labor DHSS, Div. of Medicaid & Medical Assist.
Sebrena	Taylor	
Kelli	Thompson	Nemours Health & Prevention Services
Valarie	Tickle	Delaware Criminal Justice Council
Tracy	Torres	DATE
Caryn	Trazartus	Medical Examiner's Office
Lourdes	Vazquez	NE CAPT
Linda	Velott	DATE
Ken	Watson	Delaware State Police
Beverly	Weigand	Div. of Medicaid & Medical Assistance
James	Welch	Delaware Dept. of Correction
Gregory	White	Drug Enforcement Administration DHSS, Div. of Medicaid & Medical Assist.
Glyne	Williams	
Wendy	Witmer	Wilmington VA Medical Center
May	Yamate	WESTAT
George	Yocher	DHSS, Div. of Public Health

SPF-SIG Members

Rochellda	Adderley	SPF-SIG YMCA
Deon	Booker	SPF-SIG YMCA
Scott	Borino	SPF-SIG -Edgemoor CC
Chevonne	Boyd	DHSS, DSAMH
Harold	Burnett II	SPF-SIG Boys and Girls Club Dover
Nancy	Chase	SPF-SIG UD SWHP
Colleen	DiRaddo	SPF-SIG Wesley College
K.	El Shabazz	SPF-SIG YMCA
Melissa	Elliott	SPF-SIG Wesley College
Star	Fuentes	SPF-SIG Kent Sussex Counseling
Adrian	Giorgi	SPF-SIG La Esperanza
Suchi	Hiraesave	SPF-SIG Boys and Girls Club Dover
Kristen	Isaac	SPF-SIG Open Door, Inc.
Howard	Isenberg	SPF-SIG Open Door, Inc.
Dupree	Johnson	SPF-SIG Kent Sussex Counseling
Kim	Jones	DHSS, DSAMH
Alyson	Lang	SPF-SIG E1T1
Sharon	Lilley	SPF-SIG Open Door, Inc.
Edgard	Martinez	SPF-SIG LACC
Cesar	McClain	DHSS, DSAMH
Nancy	McGee	DHSS, DSAMH
Paul	McKnight	SPF-SIG La Esperanza
Bonita	Mullen	SPF-SIG BCCS
Dave	Parcher	SPF-SIG Kent Sussex Counseling
Domenica	Personti	SPF-SIG BCCS

Gina	Phillips	SPF-SIG UD SWHP
Vashita	Pierce	SPF-SIG Kent Sussex Counseling
Amanda	Pollock	SPF-SIG BCCS
Claudia	Poretti	SPF-SIG-La Esperanza
Caress	Roach	SPF-SIG UD SWHP
Nadine	Sabater	SPF-SIG Edgemoor
Jawanna	Saunders	SPF-SIG E1T1
Ana	Velasquez	SPF-SIG LACC
Theresa	Williams	SPF-SIG Kent Sussex Counseling
Cecilia	Willis	DHSS, DSAMH
Sara	Wilson	SPF-SIG-Edgemoor CC
Tony	Windsor	SPF-SIG Boys and Girls Club Seaford

UD-CDAS Staff/SPF-SIG Eval Team

Darryl	Chambers	UD-CDAS
Roberta	Gealt	UD-CDAS
Kevin	Ralson	UD-CDAS
Ashley	Kilmer	UD-CDAS
Steve	Martin	UD-CDAS
Laura	Rapp	UD-CDAS
Tanya	Whittle	UD-CDAS