











Reported Past Year Prescription Painkiller Use Without a Prescription Among Delaware 8th Grade Public School Students: 2018-2019



Legend

-  New Castle County
-  Kent Count
-  Sussex County
-  PO Box/Company Zip Codes
-  Too Few to Estimate (N<30)

Rate of Painkiller Use

-  Less than 2%
-  2-2.9%
-  3-4.9%
-  5-7%

State Rate: 3%

Data Note:

Certain zip codes were combined to protect the confidentiality of the participating schools and districts.

Source:

2018-2019 Delaware School Survey
Center for Drug and Health Studies
University of Delaware
www.cdhs.udel.edu/seow

